



FOOT PRINTS FOR PANEL LAYOUT


1411-604-____



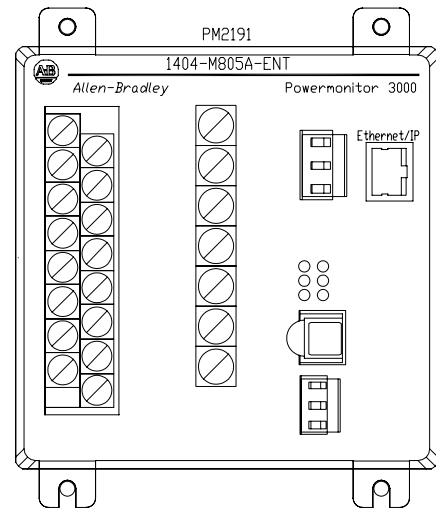

1411-600-____



1411-601-____

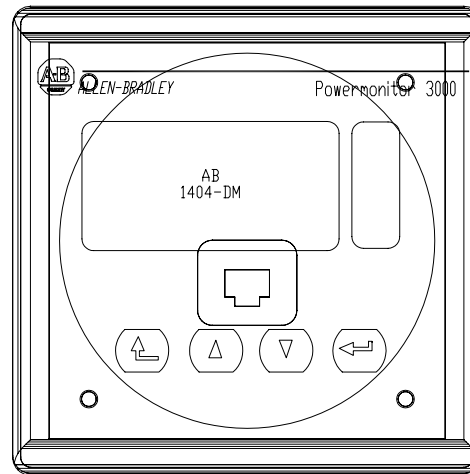


1411-617-____



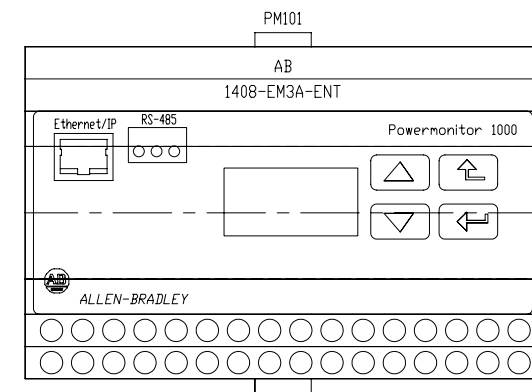
FP_1404_

POWER MONITOR 3000



FP_1404-DM

POWER MONITOR 3000
DISPLAY MODULE



FP_1408_

POWER MONITOR 1000

XXXX XXXXXXXX XX XXX XXXXXXXXXXXX
XX XXXXXXXXXXXX XXXXXXXXXXXX
XXXXXX XX XXXXXXXXXXXX XXX XXX
XXXXXXXX XXXXXXXX XX XXXXXXXXXXXX

XXXXXX_XXXX
XXXXXX

ENERGY MANAGEMENT
ACCELERATOR TOOLKIT PM1000
LAYOUT FOOTPRINTS
OBT COMPANY NAME

DWG DLS	DATE 05-29-09	DWG REV	A
EXAMPLE		A	
SHEET 02	OF --	CAD	