

1

2

3

4

5

6

7

8

A

B

C


D

E

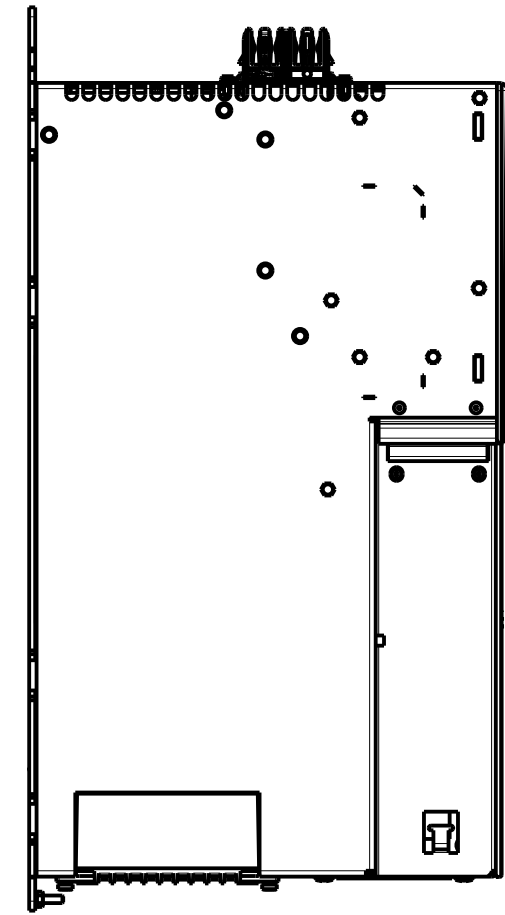
F

G

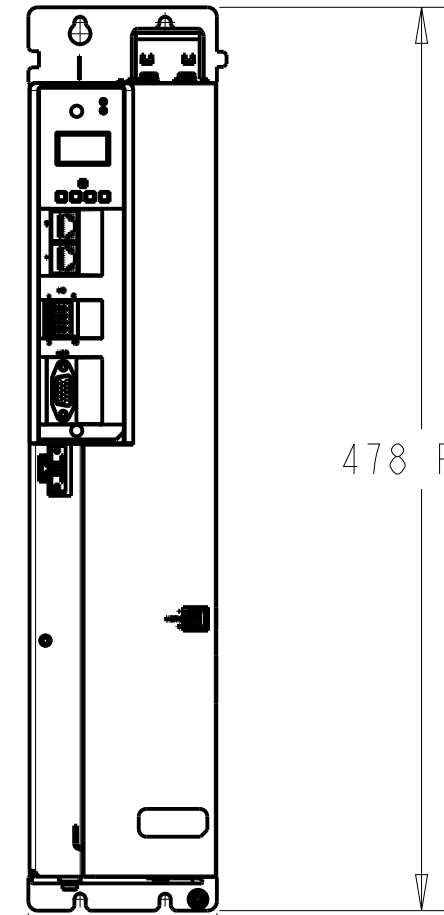
H




TOP VIEW




LEFT SIDE VIEW



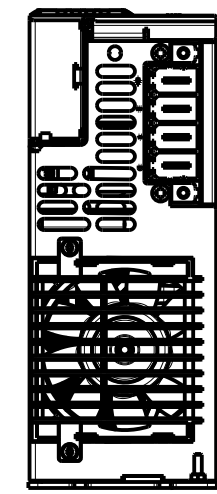
FRONT VIEW



RIGHT SIDE VIEW



REAR VIEW



BOTTOM VIEW

NOTES:

- 1. DIMENSIONS ARE IN MILLIMETERS
- 2. SEE ROCKWELL AUTOMATION PUBLICATION 2198-UM002 FOR INFORMATION ON MOUNTING THE KINETIX 5700 DRIVE SYSTEM

<b>Rockwell Automation</b>		CONFIDENTIAL AND PROPRIETARY INFORMATION. THIS DOCUMENT CONTAINS CONFIDENTIAL AND PROPRIETARY INFORMATION OF ROCKWELL AUTOMATION, INC. AND MAY NOT BE USED, COPIED OR DISCLOSED TO OTHERS, EXCEPT WITH THE AUTHORIZED WRITTEN PERMISSION OF ROCKWELL AUTOMATION, INC.	
OUTLINE, K5700 SINGLE AXIS INVERTER, 100 K5700 MULTI-AXIS SYSTEM CATALOG #2198-S160-ERS3		Sheet 1 Of 1	
Drawn by: MSRI	Date: APR-08-2015	Size D	Ver 00
		10001566904	