

A

B

C

D

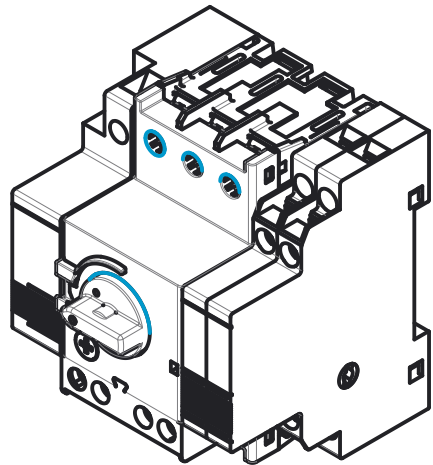
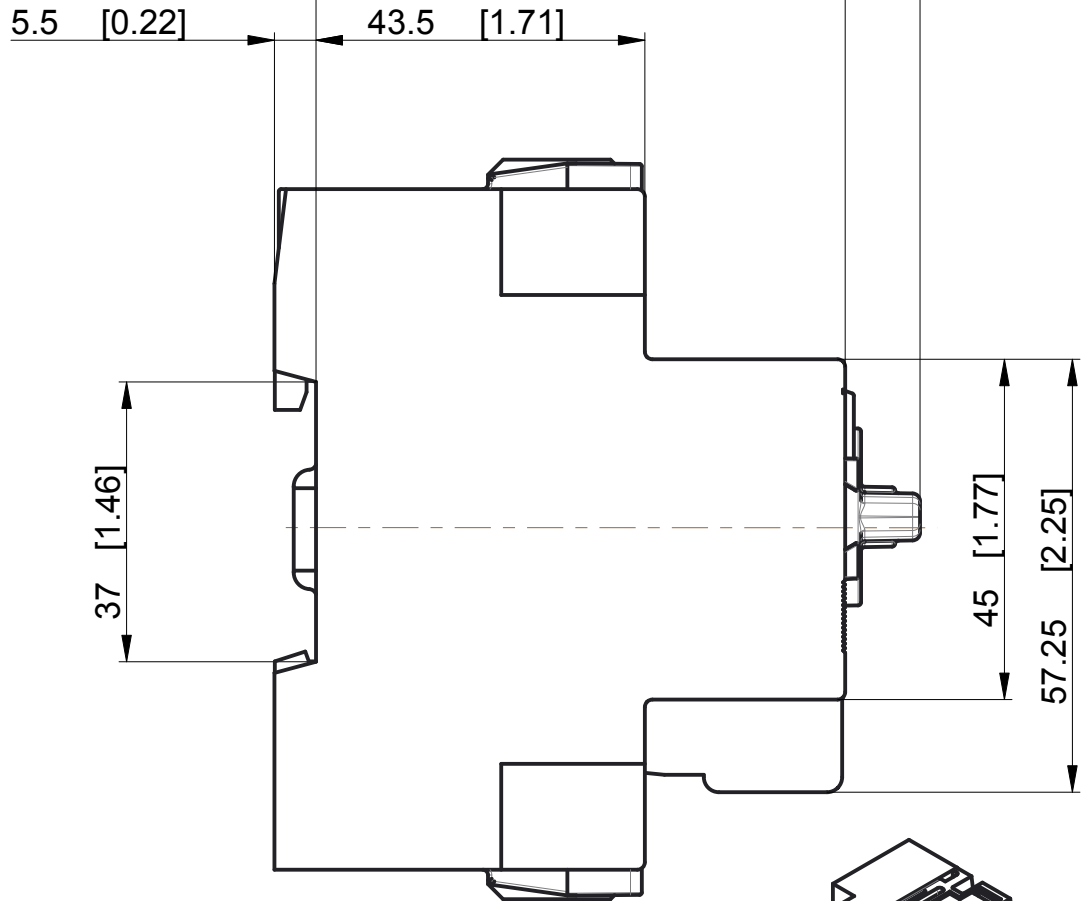
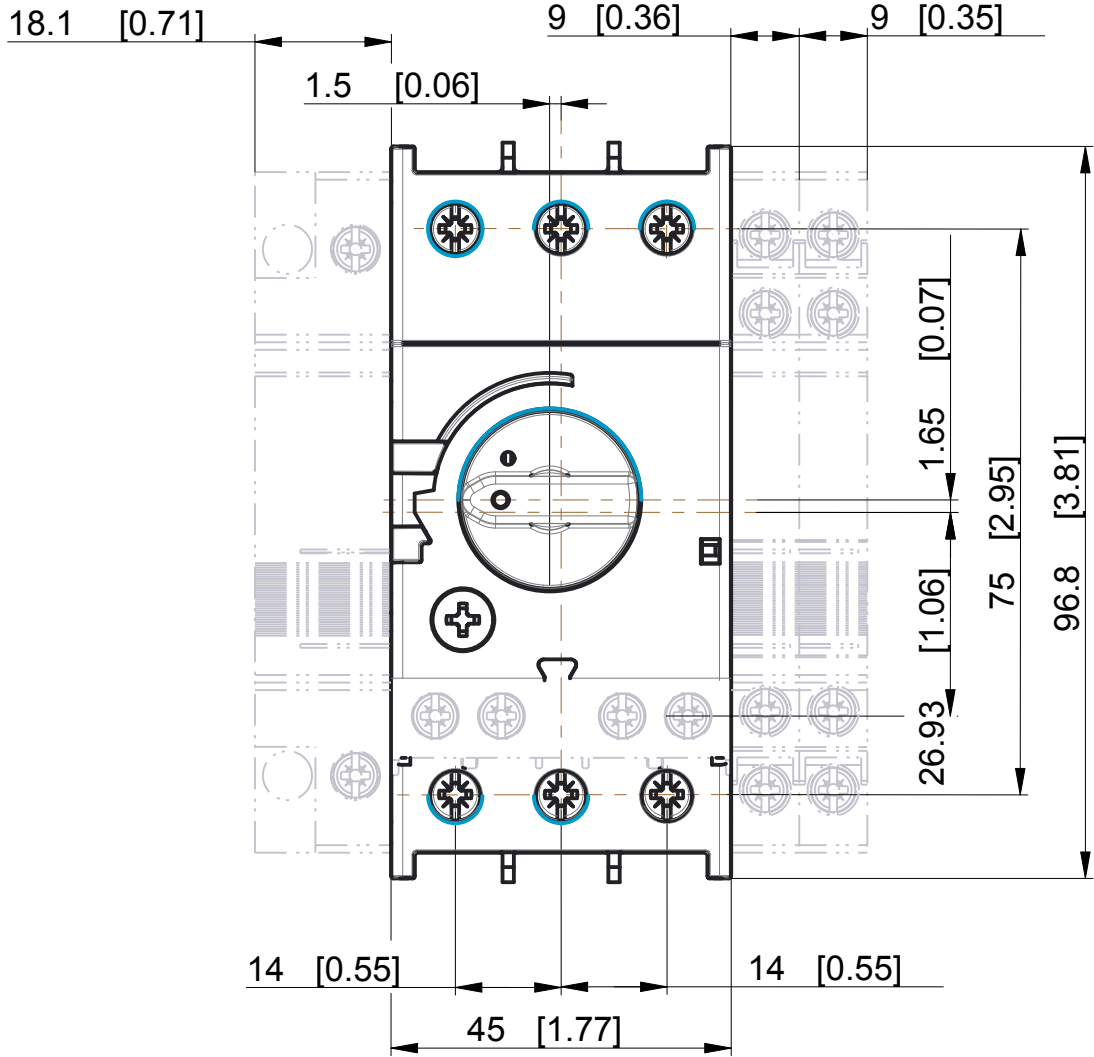
E

F

G

H

MUST COMPLY WITH ROCKWELL
AUTOMATION ENVIRONMENTAL
SPECIFICATION 970-20-01



-Dimensions are shown in mm [inches]
-Dimensions are not intended to be used for manufacturing purposes

WORKMANSHIP STANDARDS		FINISH	MATERIAL		10004706825	PN-527842
ALL UNDIMENSIONED GEOMETRIES ARE CONTROLLED BY THE CAD MODEL. IN CASE OF DIMENSION DISCREPANCY, CAD MODEL OVERRIDES.		Rockwell Automation		CONFIDENTIAL AND PROPRIETARY INFORMATION. THIS DOCUMENT CONTAINS CONFIDENTIAL AND PROPRIETARY INFORMATION OF ROCKWELL AUTOMATION, INC. AND MAY NOT BE USED, COPIED OR DISCLOSED TO OTHERS, EXCEPT WITH THE AUTHORIZED WRITTEN PERMISSION OF ROCKWELL AUTOMATION, INC.		PN-527841
FIRST ANGLE PROJECTION		140MP-A3E-C32 incl accessories		>DATE:2019-05-21		SHEET 1 OF 1
DESCRIPTION		CREATED BY:C.Gloor		CHANGED BY:C.Gloor		VER
SIZE		A3		10004706845		00

CRITICAL TO QUALITY CLASSIFICATION TABLE					
P=PERFORMANCE, F=FIT, A=ASSEMBLY X=IDENTIFIES APPLICABLE CLASSIFICATION(S) ENGINEERING AND/OR MANUFACTURING REQUIREMENT REGULATORY REQUIREMENT-CONFORMANCE IS MANDATORY					
COMMENTS	DRAWING ZONE	P	F	A	R
ROHS	G1-H1				X

A

B

C

D

E

F

G

H

1

2

3

4

5

6

7

8