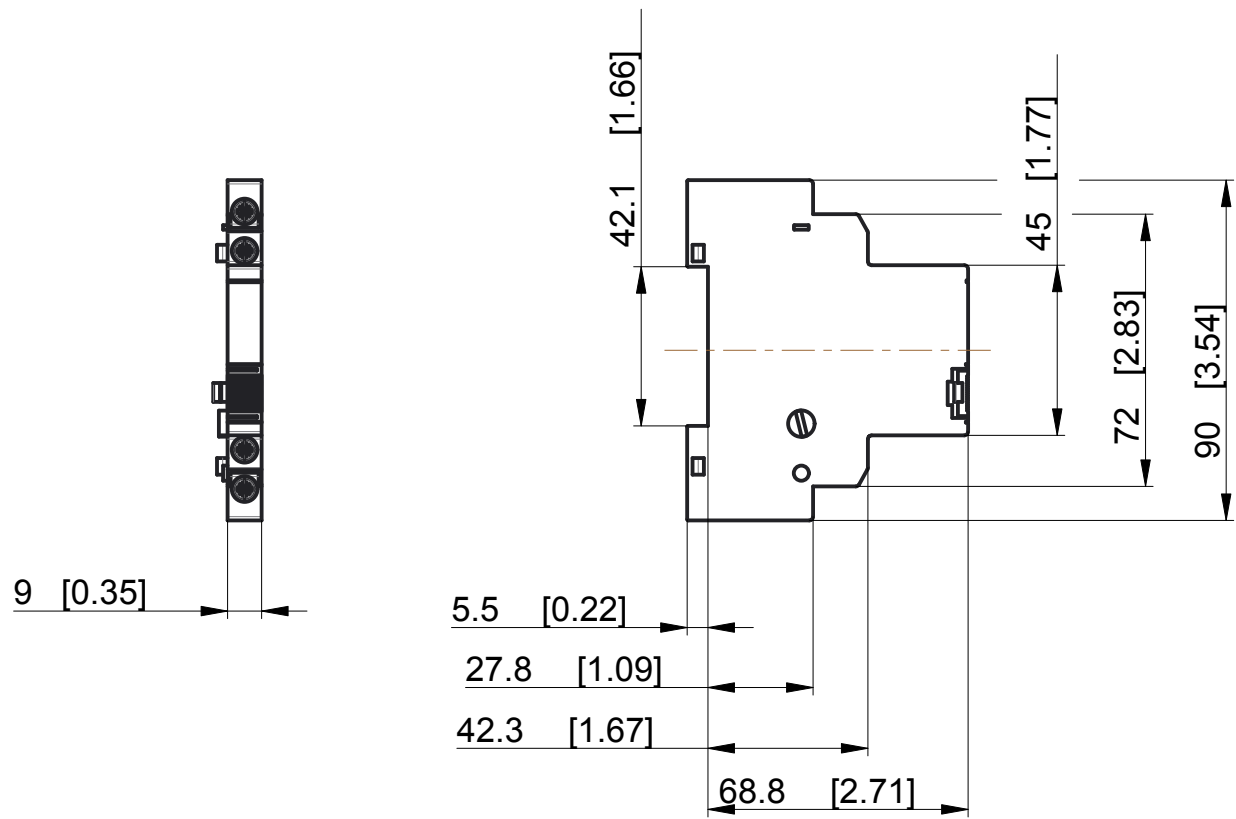


1 2 3 4 5 6 7 8

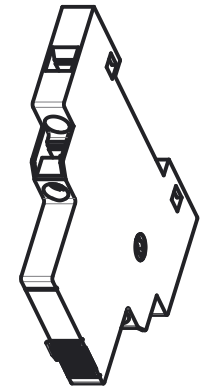
A
B
C
D
E
F
G
H



CRITICAL TO QUALITY CLASSIFICATION TABLE

P=PERFORMANCE, F=FIT, A=ASSEMBLY
 X=IDENTIFIES APPLICABLE CLASSIFICATION(S)
 ⓈENGINEERING AND/OR MANUFACTURING REQUIREMENT
 ⓈREGULATORY REQUIREMENT-CONFORMANCE IS MANDATORY

COMMENTS	DRAWING ZONE	P	F	A	R
ROHS	G1-H1				X



-Dimensions are shown in mm [inches]
 -Dimensions are not intended to be used for manufacturing purposes

10004706771	PN-527851			
	PN-527850			
	PN-527849			
10004706771	PN-527848			
WORKMANSHIP STANDARDS	FINISH	MATERIAL	MODEL/DIR NO.	PART/MMR NUMBER

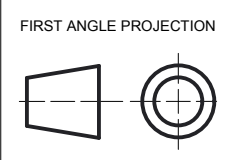
MUST COMPLY WITH ROCKWELL AUTOMATION ENVIRONMENTAL SPECIFICATION 970-20-01



ALL UNDIMENSIONED GEOMETRIES ARE CONTROLLED BY THE CAD MODEL. IN CASE OF DIMENSION DISCREPANCY, CAD MODEL OVERRIDES.

Rockwell Automation

CONFIDENTIAL AND PROPRIETARY INFORMATION. THIS DOCUMENT CONTAINS CONFIDENTIAL AND PROPRIETARY INFORMATION OF ROCKWELL AUTOMATION, INC. AND MAY NOT BE USED, COPIED OR DISCLOSED TO OTHERS, EXCEPT WITH THE AUTHORIZED WRITTEN PERMISSION OF ROCKWELL AUTOMATION, INC.



DESCRIPTION

140MP-A-ASAxX

CREATED BY:C.Gloor CHANGED BY:C.Gloor

DATE:2019-05-20 SHEET 1 OF 1

SIZE	DIR	VER
A4	10004756932	00

1 2 3 4 5 6 7 8