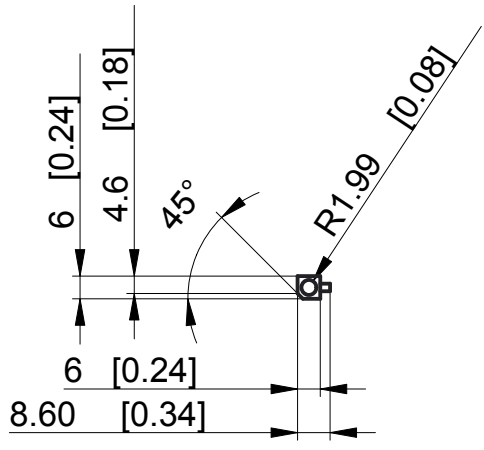
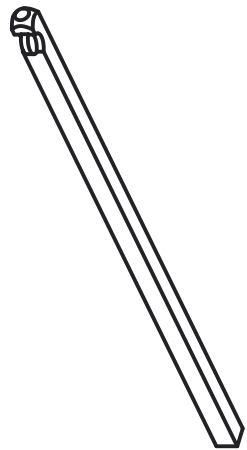
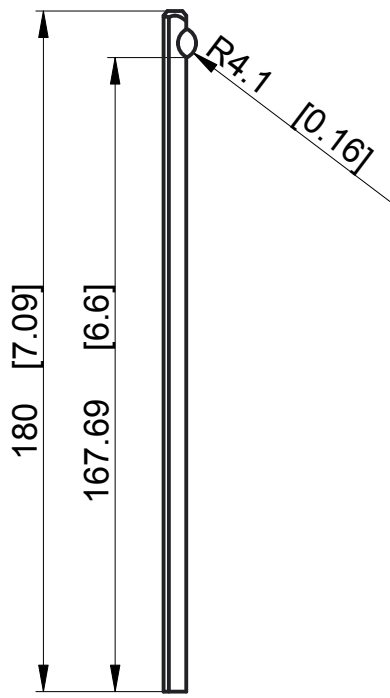


1 2 3 4 5 6 7 8

A B C D E F G H

CRITICAL TO QUALITY CLASSIFICATION TABLE					
P=PERFORMANCE, F=FIT, A=ASSEMBLY					
X=IDENTIFIES APPLICABLE CLASSIFICATION(S)					
⊕ENGINEERING AND/OR MANUFACTURING REQUIREMENT					
⊕REGULATORY REQUIREMENT-CONFORMANCE IS MANDATORY					
COMMENTS	DRAWING ZONE	P	F	A	R
ROHS	F1-G1				X



MUST COMPLY WITH ROCKWELL  
 AUTOMATION ENVIRONMENTAL  
 SPECIFICATION 970-20-01

-Dimensions are shown in mm [inches]  
 -Dimensions are not intended to be used for manufacturing purposes

WORKMANSHIP STANDARDS	FINISH	MATERIAL	10004759816	PN-527896
			MODEL/DIR NO.	PART/MMR NUMBER

**Rockwell Automation**

CONFIDENTIAL AND PROPRIETARY INFORMATION.  
 THIS DOCUMENT CONTAINS CONFIDENTIAL AND PROPRIETARY INFORMATION OF ROCKWELL AUTOMATION, INC. AND MAY NOT BE USED, COPIED OR DISCLOSED TO OTHERS, EXCEPT WITH THE AUTHORIZED WRITTEN PERMISSION OF ROCKWELL AUTOMATION, INC.

DESCRIPTION	140MP-A-DSM		DATE:2019-04-10	SHEET 1 OF 1	
	CREATED BY:C.Gloor	CHANGED BY:C.Gloor	SIZE	DIR	VER
			A4	10004759817	00

1 2 3 4 5 6 7 8