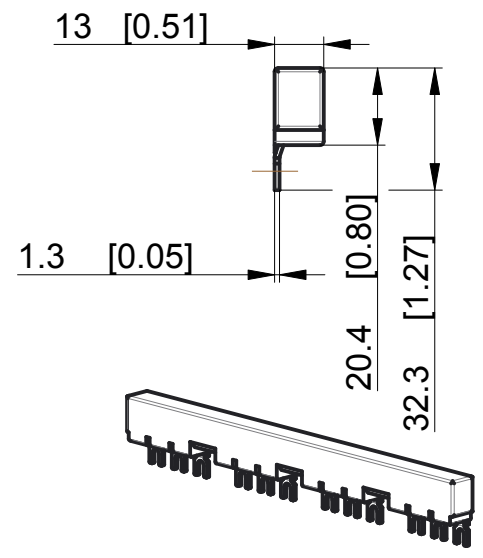
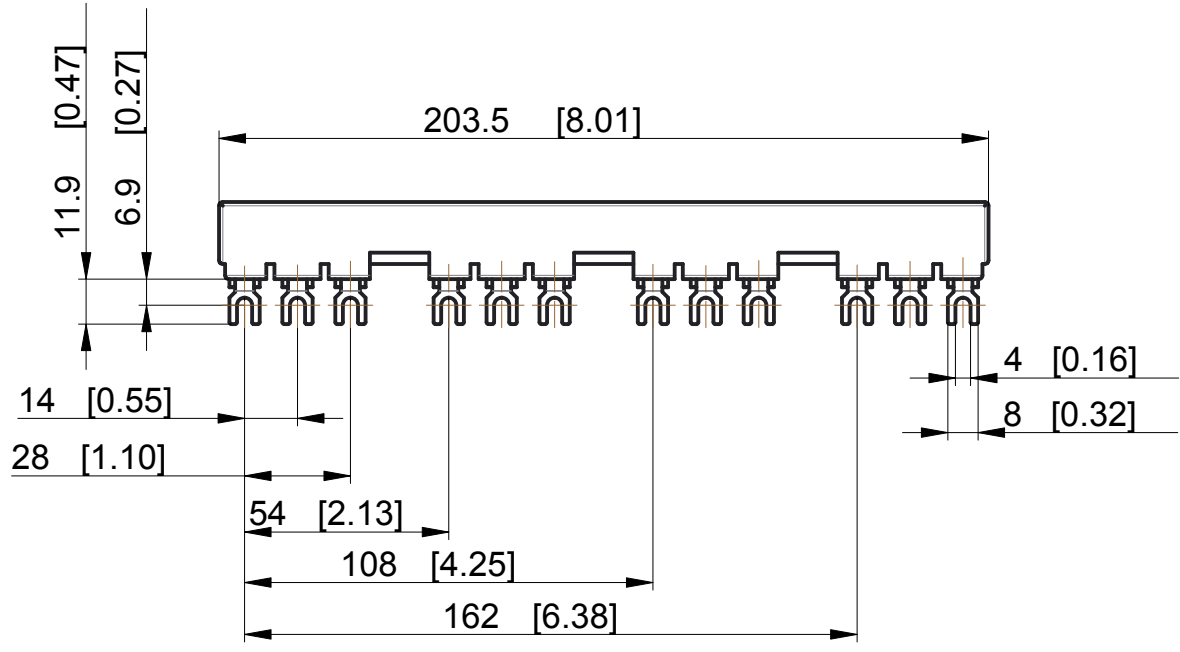


1 2 3 4 5 6 7 8

A
B
C
D
E
F
G
H

CRITICAL TO QUALITY CLASSIFICATION TABLE					
P=PERFORMANCE, F=FIT, A=ASSEMBLY					
X=IDENTIFIES APPLICABLE CLASSIFICATION(S)					
⊕ENGINEERING AND/OR MANUFACTURING REQUIREMENT					
⊕REGULATORY REQUIREMENT-CONFORMANCE IS MANDATORY					
COMMENTS	DRAWING ZONE	P	F	A	R
ROHS	G1-H1				X



-Dimensions are shown in mm [inches]
 -Dimensions are not intended to be used for manufacturing purposes

WORKMANSHIP STANDARDS	FINISH	MATERIAL	10004766745	PN-527878
			MODEL/DIR NO.	PART/MMR NUMBER

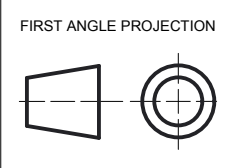
MUST COMPLY WITH ROCKWELL AUTOMATION ENVIRONMENTAL SPECIFICATION 970-20-01



ALL UNDIMENSIONED GEOMETRIES ARE CONTROLLED BY THE CAD MODEL. IN CASE OF DIMENSION DISCREPANCY, CAD MODEL OVERRIDES.

Rockwell Automation

CONFIDENTIAL AND PROPRIETARY INFORMATION. THIS DOCUMENT CONTAINS CONFIDENTIAL AND PROPRIETARY INFORMATION OF ROCKWELL AUTOMATION, INC. AND MAY NOT BE USED, COPIED OR DISCLOSED TO OTHERS, EXCEPT WITH THE AUTHORIZED WRITTEN PERMISSION OF ROCKWELL AUTOMATION, INC.



DESCRIPTION	140MP-A-W544	
CREATED BY:C.Gloor	CHANGED BY:C.Gloor	

DATE:2019-05-16		SHEET 1 OF 1	
SIZE	DIR	VER	
A4	10004766746	00	

1 2 3 4 5 6 7 8