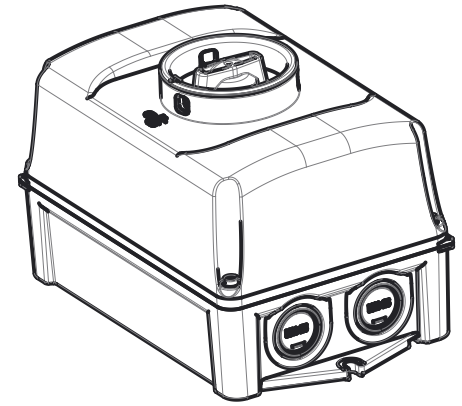
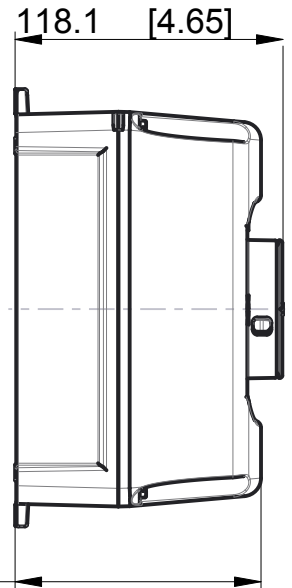
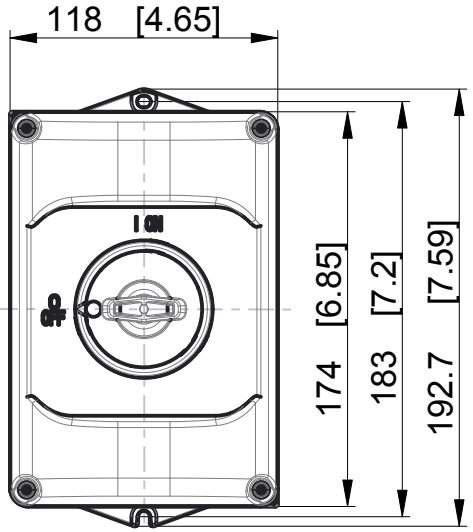


1 2 3 4 5 6 7 8

A  
B  
C  
D  
E  
F  
G  
H

CRITICAL TO QUALITY CLASSIFICATION TABLE					
P=PERFORMANCE, F=FIT, A=ASSEMBLY					
X=IDENTIFIES APPLICABLE CLASSIFICATION(S)					
⊕ENGINEERING AND/OR MANUFACTURING REQUIREMENT					
⊕REGULATORY REQUIREMENT-CONFORMANCE IS MANDATORY					
COMMENTS	DRAWING ZONE	P	F	A	R
ROHS	G1-H1				X



-Dimensions are shown in mm [inches]  
 -Dimensions are not intended to be used for manufacturing purposes

10004805802	PN-527890
10004805802	PN-527889
MODEL/DIR NO.	PART/MMR NUMBER

MUST COMPLY WITH ROCKWELL AUTOMATION ENVIRONMENTAL SPECIFICATION 970-20-01



WORKMANSHIP STANDARDS	FINISH	MATERIAL
-----------------------	--------	----------

ALL UNDIMENSIONED GEOMETRIES ARE CONTROLLED BY THE CAD MODEL. IN CASE OF DIMENSION DISCREPANCY, CAD MODEL OVERRIDES.

**Rockwell Automation**

CONFIDENTIAL AND PROPRIETARY INFORMATION. THIS DOCUMENT CONTAINS CONFIDENTIAL AND PROPRIETARY INFORMATION OF ROCKWELL AUTOMATION, INC. AND MAY NOT BE USED, COPIED OR DISCLOSED TO OTHERS, EXCEPT WITH THE AUTHORIZED WRITTEN PERMISSION OF ROCKWELL AUTOMATION, INC.

FIRST ANGLE PROJECTION	DESCRIPTION	140MP-A-EN*65
CREATED BY:C.Gloor	CHANGED BY:C.Gloor	

DATE:2019-05-28		SHEET 1 OF 1	
SIZE	DIR	VER	
A4	10004805803	00	

1 2 3 4 5 6 7 8

A  
B  
C  
D  
E  
F  
G  
H