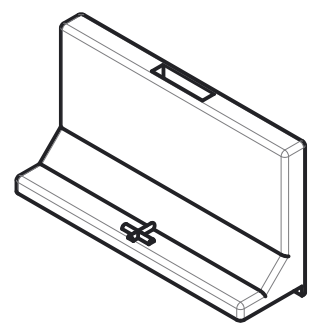
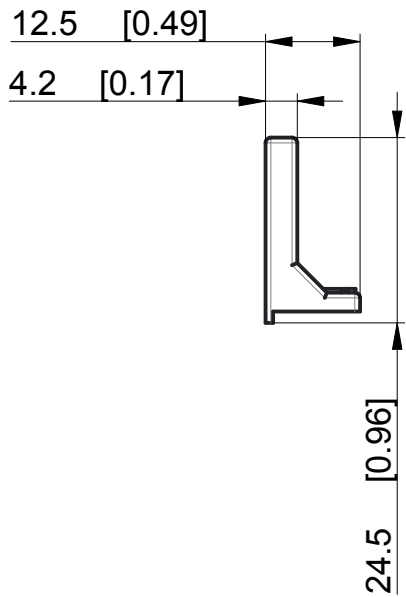
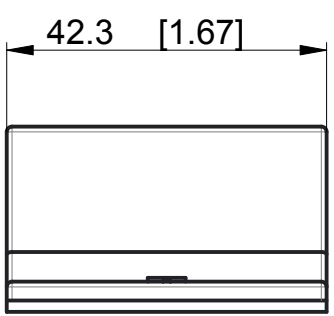


1 2 3 4 5 6 7 8

A
B
C
D
E
F
G
H

CRITICAL TO QUALITY CLASSIFICATION TABLE P=PERFORMANCE, F=FIT, A=ASSEMBLY X=IDENTIFIES APPLICABLE CLASSIFICATION(S) ⚙️ENGINEERING AND/OR MANUFACTURING REQUIREMENT ⚠️REGULATORY REQUIREMENT-CONFORMANCE IS MANDATORY					
COMMENTS	DRAWING ZONE	P	F	A	R
ROHS	F1-G1				X



-Dimensions are shown in mm [inches]
 -Dimensions are not intended to be used for manufacturing purposes

MUST COMPLY WITH ROCKWELL AUTOMATION ENVIRONMENTAL SPECIFICATION 970-20-01



WORKMANSHIP STANDARDS	FINISH	MATERIAL	10004808725	PN-527886
			MODEL/DIR NO.	PART/MMR NUMBER

Rockwell Automation

CONFIDENTIAL AND PROPRIETARY INFORMATION. THIS DOCUMENT CONTAINS CONFIDENTIAL AND PROPRIETARY INFORMATION OF ROCKWELL AUTOMATION, INC. AND MAY NOT BE USED, COPIED OR DISCLOSED TO OTHERS, EXCEPT WITH THE AUTHORIZED WRITTEN PERMISSION OF ROCKWELL AUTOMATION, INC.

DESCRIPTION	140MP-A-WSN		DATE:2019-05-28	SHEET 1 OF 1	
	CREATED BY:C.Gloor	CHANGED BY:C.Gloor	SIZE A4	DIR 10004808726	VER 00

1 2 3 4 5 6 7 8