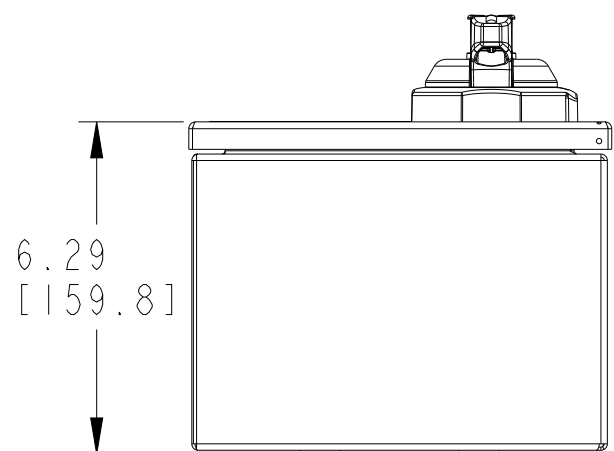
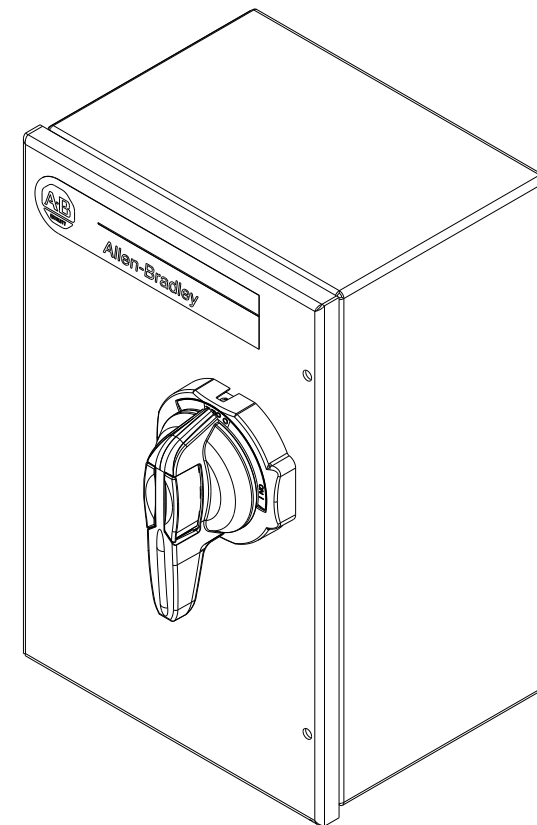
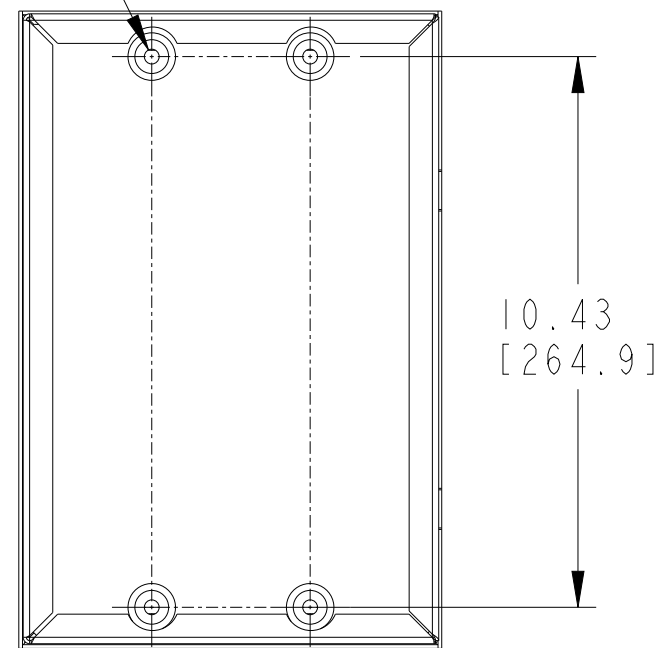


Ø.28 [7.1]  
4 MTG. HOLES

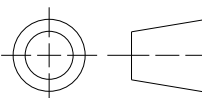


- NOTES:
1. DIMENSIONS SHOWN ARE REFERENCE ONLY.  
NOT INTENDED FOR MANUFACTURING PURPOSES.
  2. DIMENSIONS IN BRACKETS ARE IN MILLIMETERS.

MUST COMPLY WITH ROCKWELL  
AUTOMATION ENVIRONMENTAL  
SPECIFICATION 970-20-01

ALL UNDIMENSIONED  
GEOMETRIES ARE  
CONTROLLED BY THE  
CAD MODEL. IN CASE  
OF DIMENSION  
DISCREPANCY, CAD  
MODEL OVERRIDES.

THIRD ANGLE PROJECTION



DESCRIPTION

**CUSTOMER OUTLINE/DIMENSION DRAWING  
TYPE 3/4/12 ENCLOSURE PAINTED STEEL  
WITH 194R HANDLE**

CREATED BY: LEQUENTIN

CHANGED BY: \*\*\*\*\*



**Rockwell  
Automation**

10007911914

CAD MODEL

CONFIDENTIAL AND PROPRIETARY INFORMATION.  
THIS DOCUMENT CONTAINS CONFIDENTIAL AND PROPRIETARY  
INFORMATION OF ROCKWELL AUTOMATION, INC. AND MAY  
NOT BE USED, COPIED OR DISCLOSED TO OTHERS, EXCEPT  
WITH THE AUTHORIZED WRITTEN PERMISSION OF ROCKWELL  
AUTOMATION, INC.

DATE: 2024-04-12

SHEET 1 OF 1

SIZE DIR

B

10007911915

VER

00