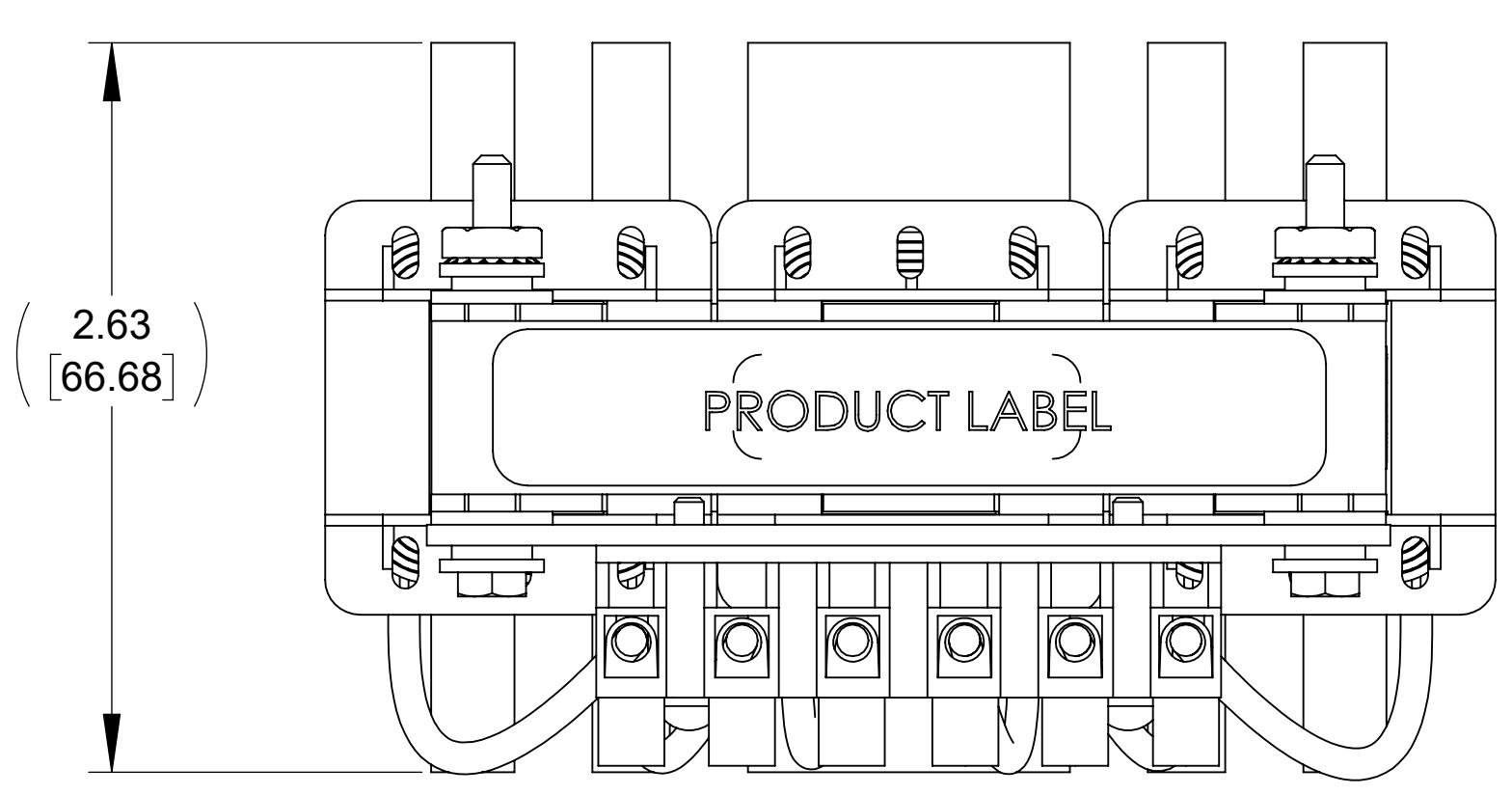


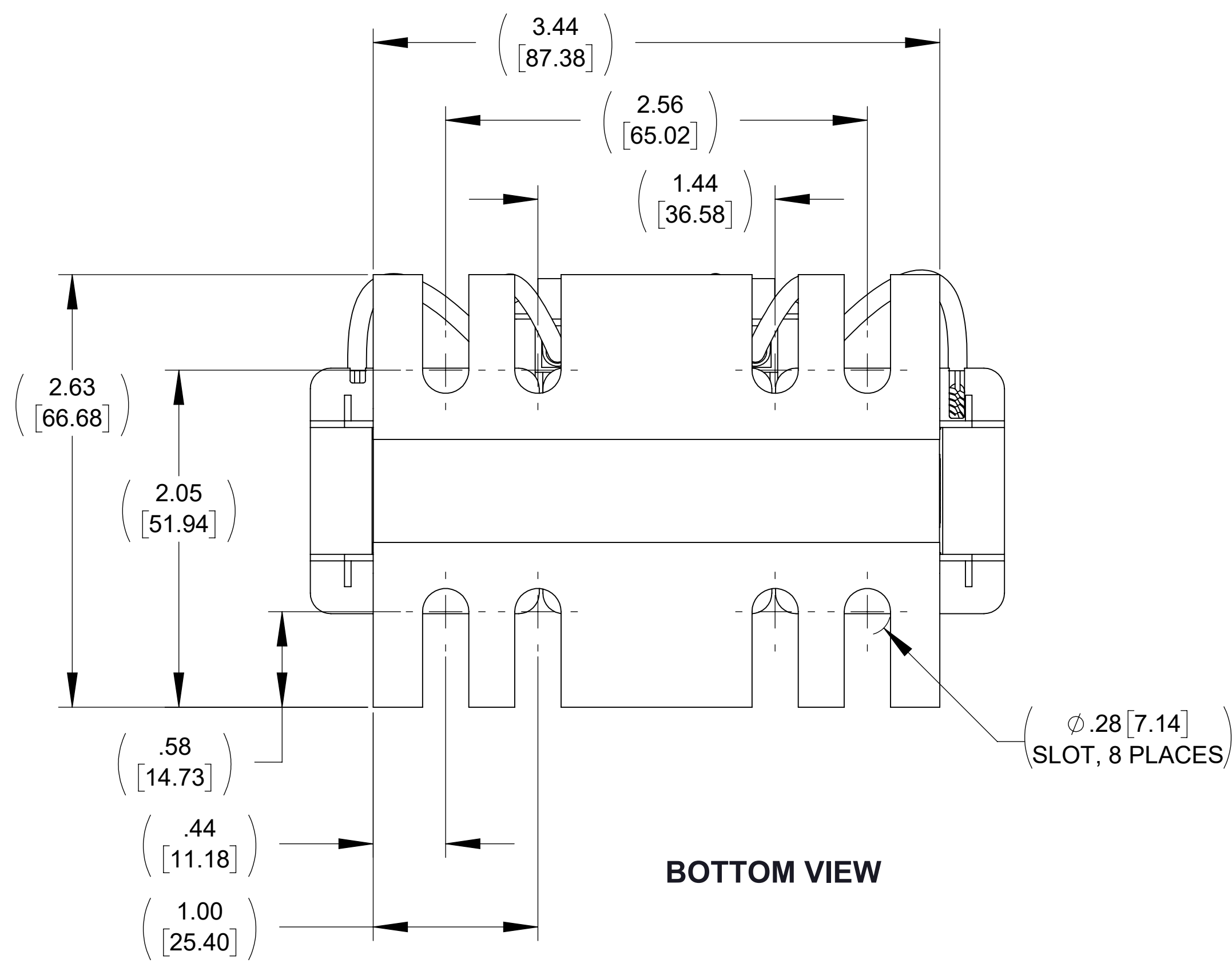
APPROX. WEIGHT (LBS)
3

ECO No	DESCRIPTION	REV BY	DATE

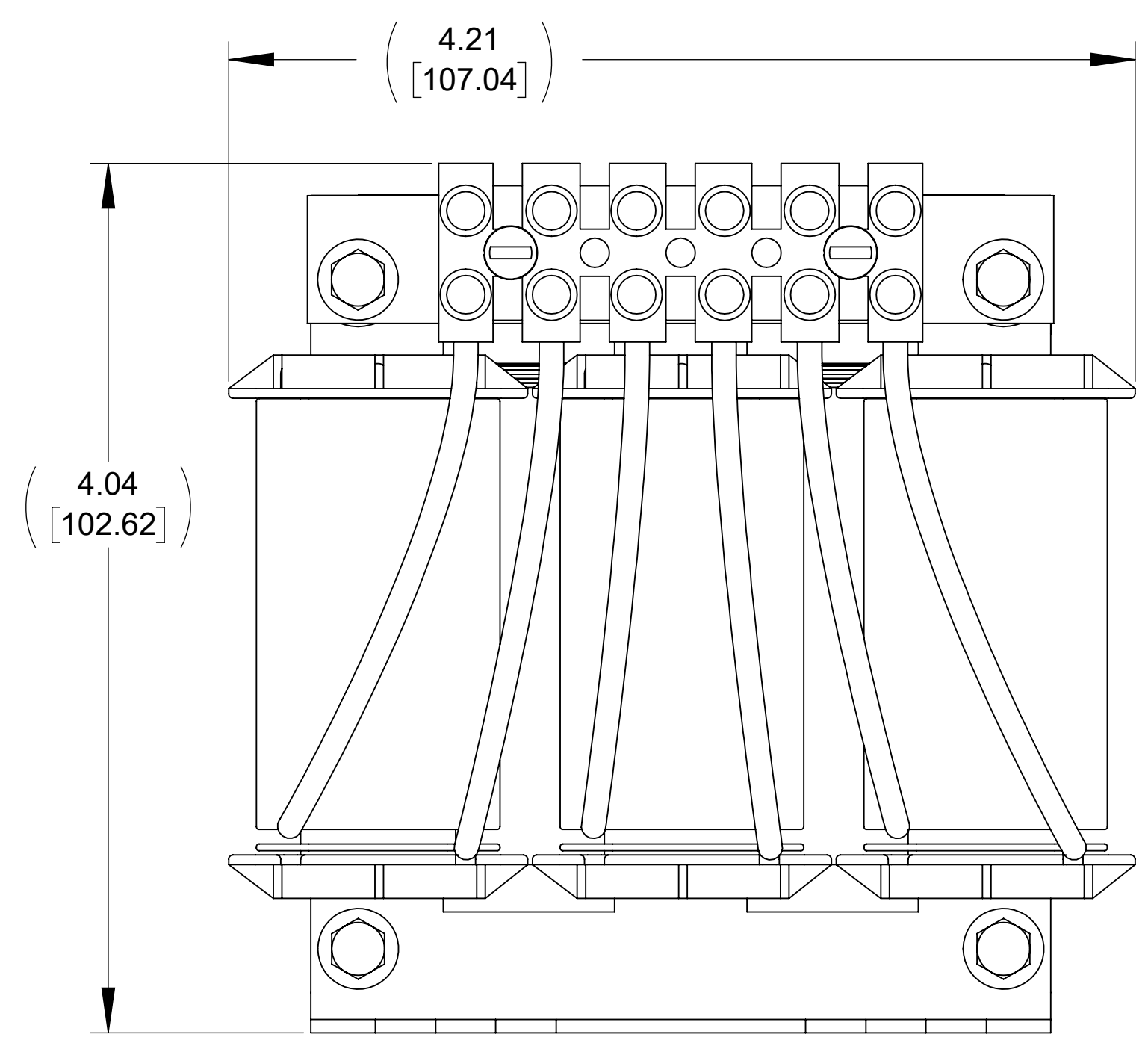
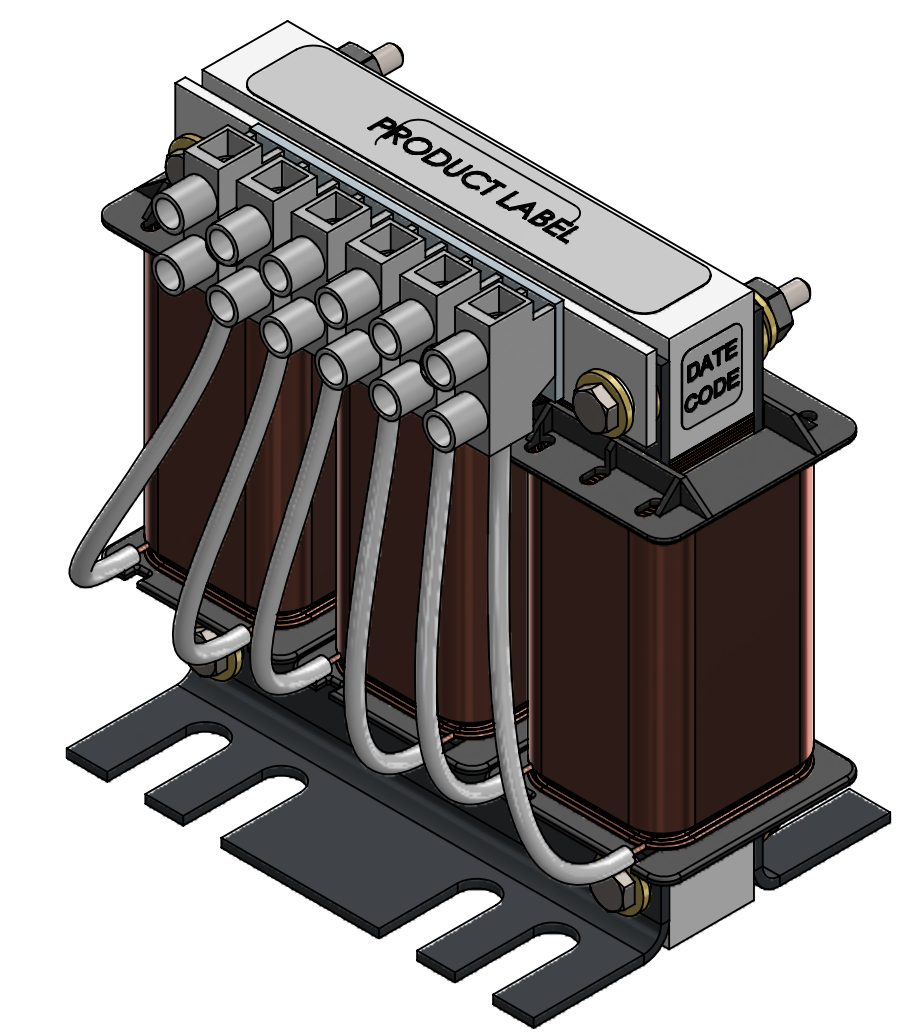
CRITICAL TO QUALITY CLASSIFICATION TABLE				
P-PROFORMANCE FIT ASSEMBLY E-ENGINEERING APPLICABLE CLASSIFICATIONS S-SCHEMATIC AND/OR MANUFACTURING REQUIREMENT R-REGULATORY REQUIREMENT/COMPLIANCE IS MANDATORY				
COMMENTS	DRAWING ZONE	Ⓟ	Ⓡ	Ⓢ
ROHS	G1-H1			X



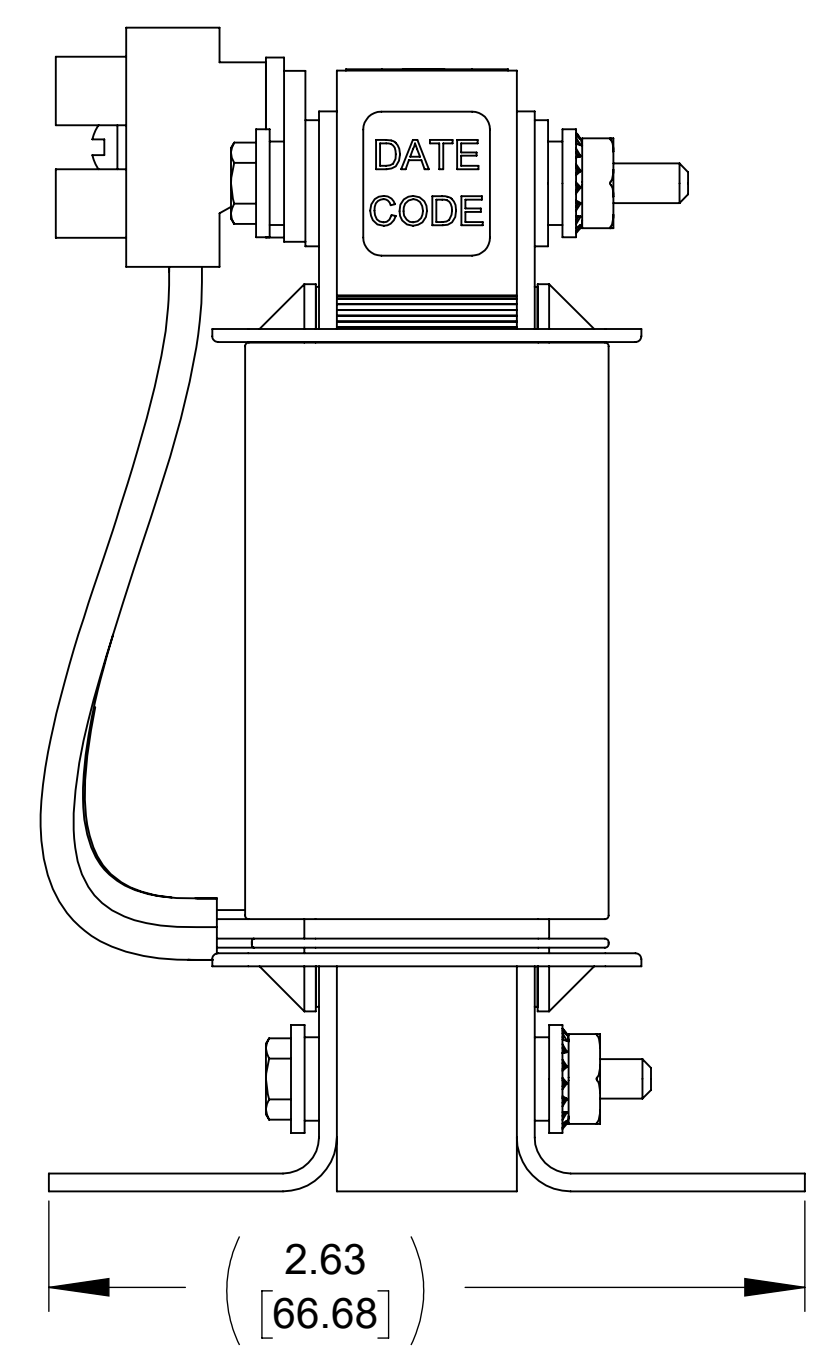
TOP VIEW



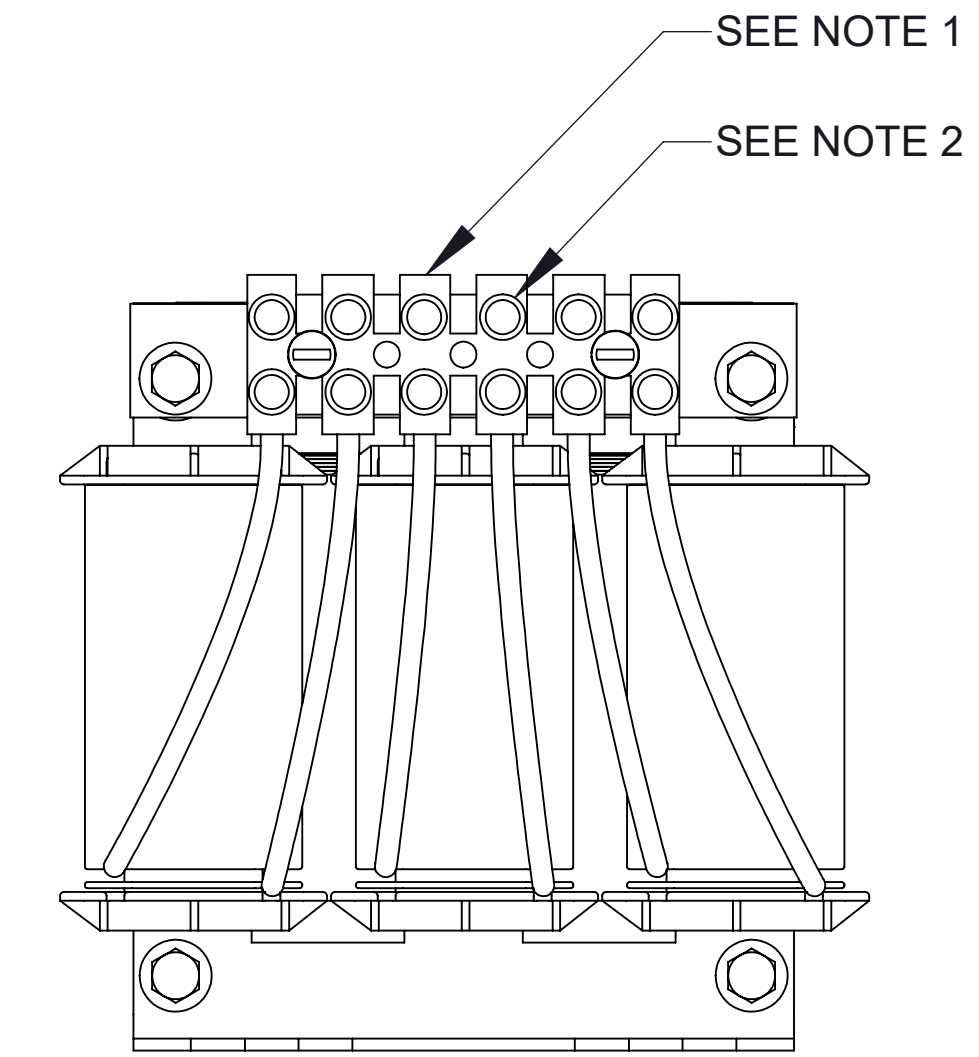
BOTTOM VIEW



FRONT VIEW



SIDE VIEW



CUSTOMER CONNECTION DETAIL VIEW

NOTES:

1. TERMINAL WIRE RANGE: 10-22 AWG.
2. TERMINAL SCREW TIGHTENING TORQUE: 4 IN.LBS.
3. REFER TO USER MANUAL FOR COMPLETE INSTALLATION INSTRUCTIONS.

THE COMPONENT, PART OR ASSEMBLY DESCRIBED IN THIS DOCUMENT MUST COMPLY WITH THE EU (EUROPEAN UNION) DIRECTIVE RoHS2		MATERIAL		CONFIDENTIAL AND PROPRIETARY INFORMATION THIS DOCUMENT CONTAINS CONFIDENTIAL AND PROPRIETARY INFORMATION OF MTE CORPORATION AND MAY NOT BE USED, COPIED OR DISCLOSED TO OTHERS EXCEPT WITH THE AUTHORIZED WRITTEN PERMISSION OF MTE CORPORATION													
CONTAINS <0.1% OF ANY SVHC BY WEIGHT PER REACH REGULATION				DESCRIPTION LINE/LOAD REACTOR (2AMPS 32.0mH)													
UNLESS OTHERWISE SPECIFIED DIMENSIONS ARE IN INCHES [MM] TOLERANCES ARE: ANGLES: ± 1° 1 PLACE .X: ± .1 [2.5] 2 PLACE .XX: ± .03 [0.76] 3 PLACE .XXX: ± .010 [0.254]				<table border="1"> <tr> <td>DRAWN</td> <td>DATE</td> </tr> <tr> <td>WF</td> <td>01/22/20</td> </tr> <tr> <td>CHECKED</td> <td>DATE</td> </tr> <tr> <td>WF</td> <td>01/23/20</td> </tr> <tr> <td>APPROVED</td> <td>DATE</td> </tr> <tr> <td>PY</td> <td>01/24/20</td> </tr> </table>		DRAWN	DATE	WF	01/22/20	CHECKED	DATE	WF	01/23/20	APPROVED	DATE	PY	01/24/20
DRAWN	DATE																
WF	01/22/20																
CHECKED	DATE																
WF	01/23/20																
APPROVED	DATE																
PY	01/24/20																
		<table border="1"> <tr> <td>SIZE</td> <td>DWG No.</td> <td>REV</td> </tr> <tr> <td>D</td> <td>CD 1321-3R2-C</td> <td>00</td> </tr> </table>		SIZE	DWG No.	REV	D	CD 1321-3R2-C	00	<table border="1"> <tr> <td>SCALE</td> <td>SHEET</td> </tr> <tr> <td>3:2</td> <td>1 OF 1</td> </tr> </table>		SCALE	SHEET	3:2	1 OF 1		
SIZE	DWG No.	REV															
D	CD 1321-3R2-C	00															
SCALE	SHEET																
3:2	1 OF 1																