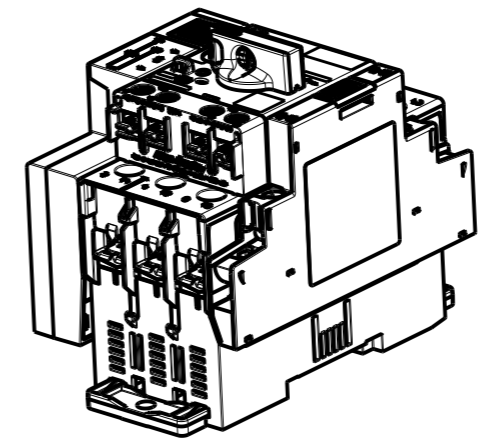
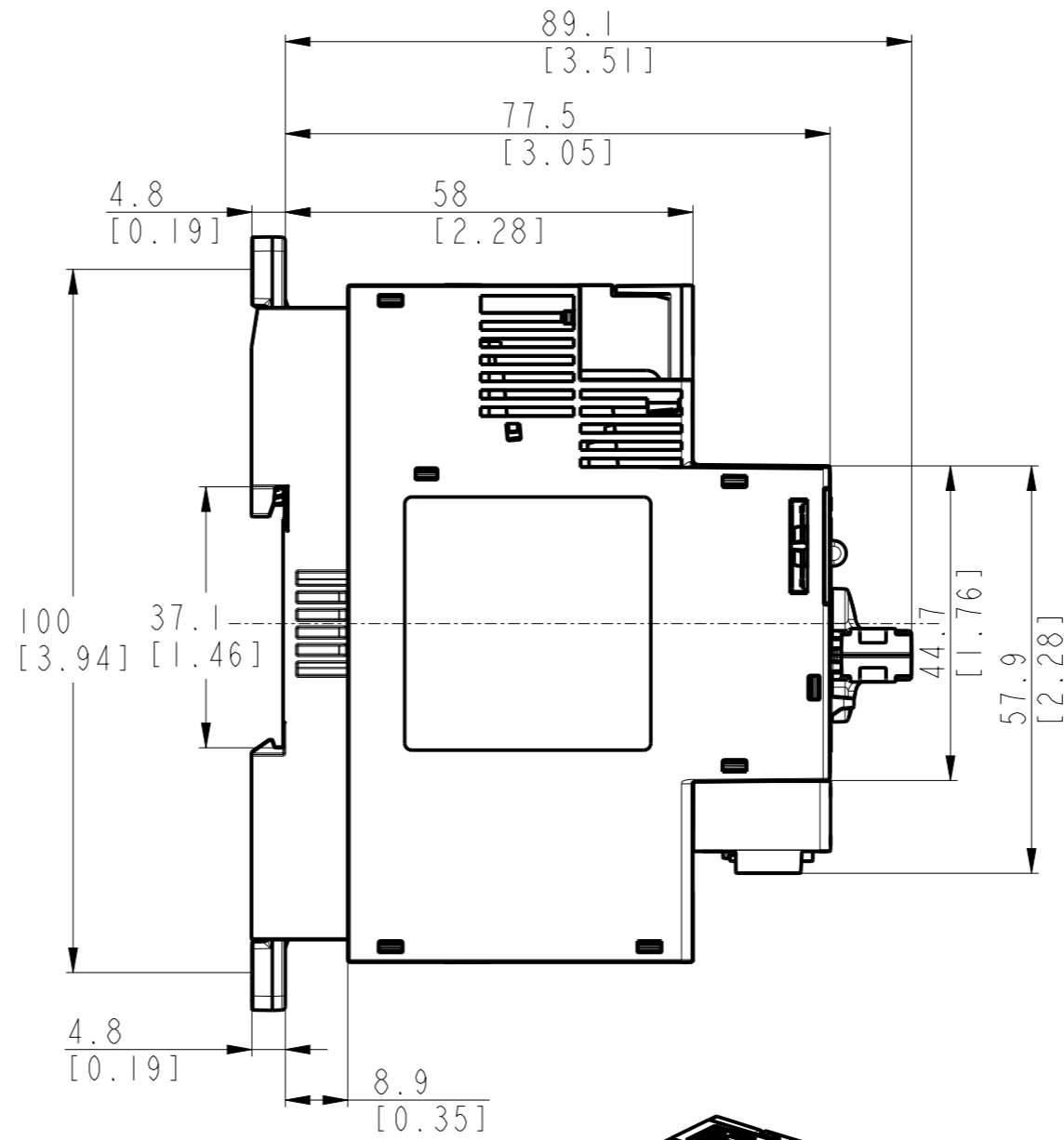
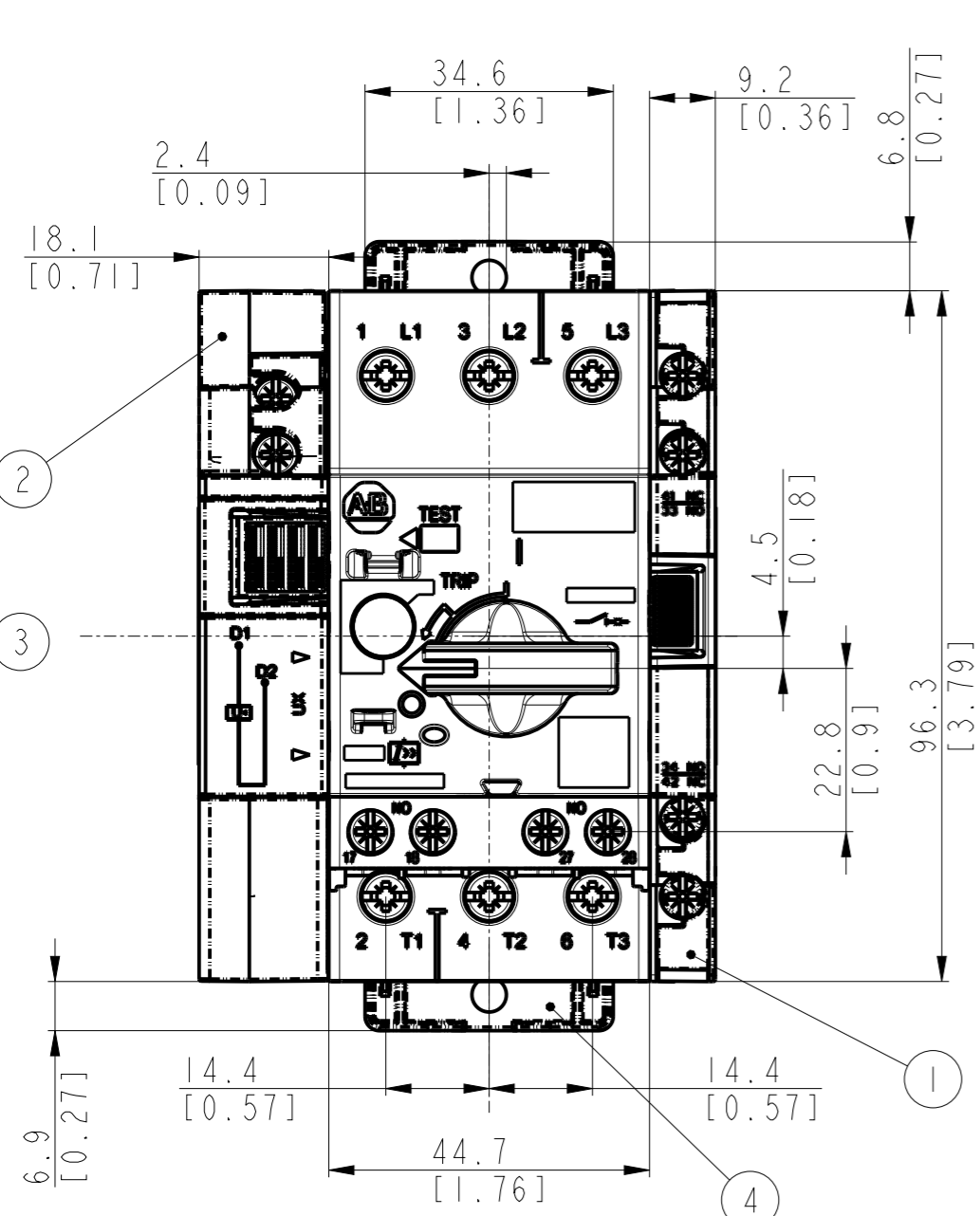


CRITICAL TO QUALITY CLASSIFICATION TABLE					
P=PERFORMANCE, F=FIT, A=ASSEMBLY					
X=IDENTIFIES APPLICABLE CLASSIFICATION(S)					
◇=ENGINEERING AND/OR MANUFACTURING REQUIREMENT					
⊕=REGULATORY REQUIREMENT-CONFORMANCE IS MANDATORY					
COMMENTS	DRAWING ZONE	P	F	A	R
ROHS	GI-HI				X



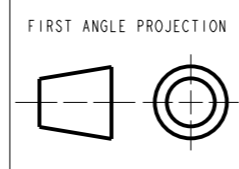
Catalog No	Model/Dir No	Material No
I40MT-D9N-A16	10004163384	PN-494486
I40MT-D9N-A25		PN-494488
I40MT-D9N-A40		PN-494489
I40MT-D9N-A63		PN-494492
I40MT-D9N-B10		PN-494493
I40MT-D9N-B16		PN-494494
I40MT-D9N-B25		PN-494495
I40MT-D9N-B40		PN-494496
I40MT-D9N-B63		PN-494497
I40MT-D9N-C10		PN-494498
I40MT-D9N-C16		PN-494499
I40MT-D9N-C20		PN-494500
I40MT-D9N-C25		PN-494502
I40MT-D9N-C29		PN-494517
I40MT-D9N-C32		PN-494518
I40MT-D9N-C36		PN-494520
I40MT-D9N-C40	PN-494523	

- ① Side Mounted, Auxiliary Contact I40MT-C-ASA*
- ② Undervoltage trip or Shunt trip I40MT-C-UX*
I40MT-C-SN*
- ③ Front Mount, Auxiliary Contact I40MT-C-AFA*
- ④ Screw Mounting Adapter I40MT-C-N45

MUST COMPLY WITH ROCKWELL AUTOMATION ENVIRONMENTAL SPECIFICATION 970-20-01

-Dimensions are shown in mm [inches]
-Dimensions are not intended to be used for manufacturing purposes

ALL UNDIMENSIONED GEOMETRIES ARE CONTROLLED BY THE CAD MODEL. IN CASE OF DIMENSION DISCREPANCY, CAD MODEL OVERRIDES.



CONFIDENTIAL AND PROPRIETARY INFORMATION. THIS DOCUMENT CONTAINS CONFIDENTIAL AND PROPRIETARY INFORMATION OF ROCKWELL AUTOMATION, INC. AND MAY NOT BE USED, COPIED OR DISCLOSED TO OTHERS, EXCEPT WITH THE AUTHORIZED WRITTEN PERMISSION OF ROCKWELL AUTOMATION, INC.

DESCRIPTION	140MT-D9N	
	CREATED BY:PKLANDE	CHANGED BY:-

DATE: 2021-08-24		SHEET 1 OF 1	
SIZE	DIR	VER	
A3	10005949800	00	