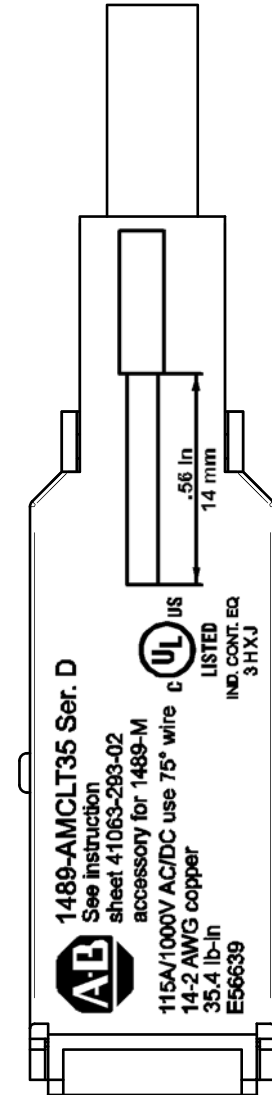
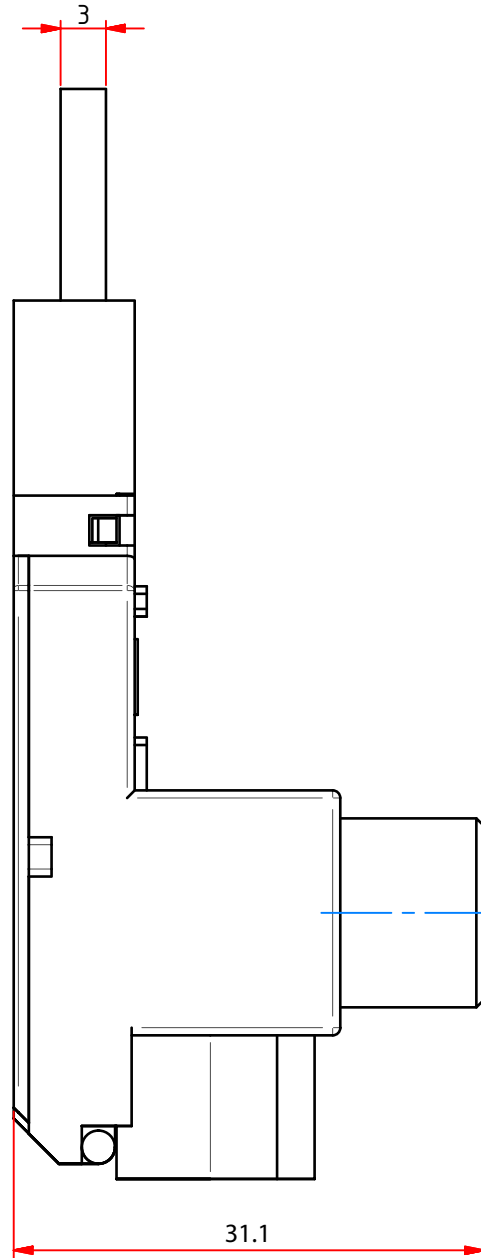
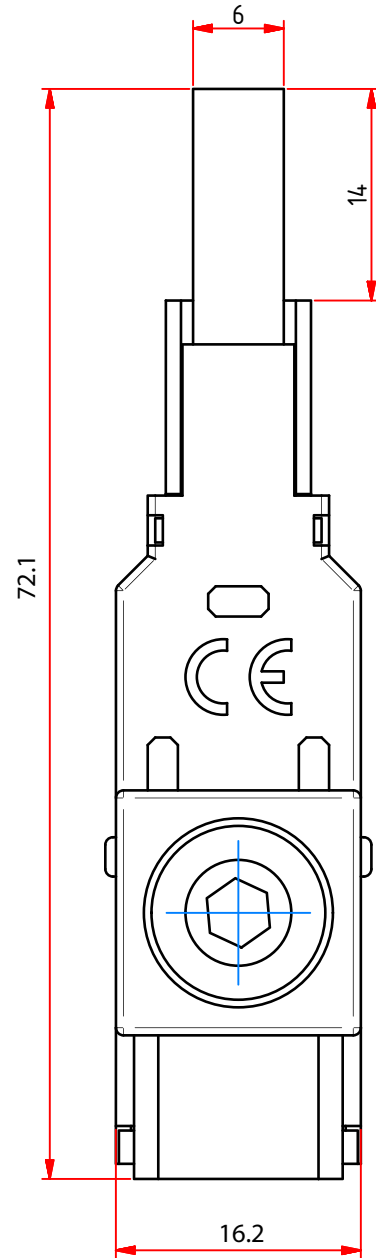
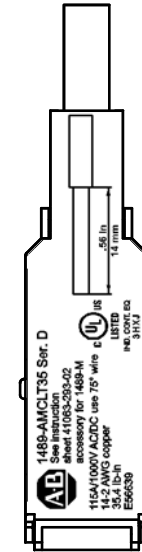


(1 : 1)



Feeding: lengthwise
Cross section: 6-35mm²
Max. electrical load: 80A/690V

(1 : 1)



NOTE:
All Dimensions are in millimeters.

Rockwell Automation		CONFIDENTIAL AND PROPRIETARY INFORMATION. THIS DOCUMENT CONTAINS CONFIDENTIAL AND PROPRIETARY INFORMATION OF ROCKWELL AUTOMATION, INC. AND MAY NOT BE USED, COPIED OR DISCLOSED TO OTHERS, EXCEPT WITH THE AUTHORIZED WRITTEN PERMISSION OF ROCKWELL AUTOMATION, INC.		
1489-AMCLT35 BUS BAR ACCESSORIES TERMINAL POWER FEED, 35mm²		Sheet 1 Of 1		
		Size B	10001012682	Ver 00
Dr. M. GUELM		Date 02-12-14		