
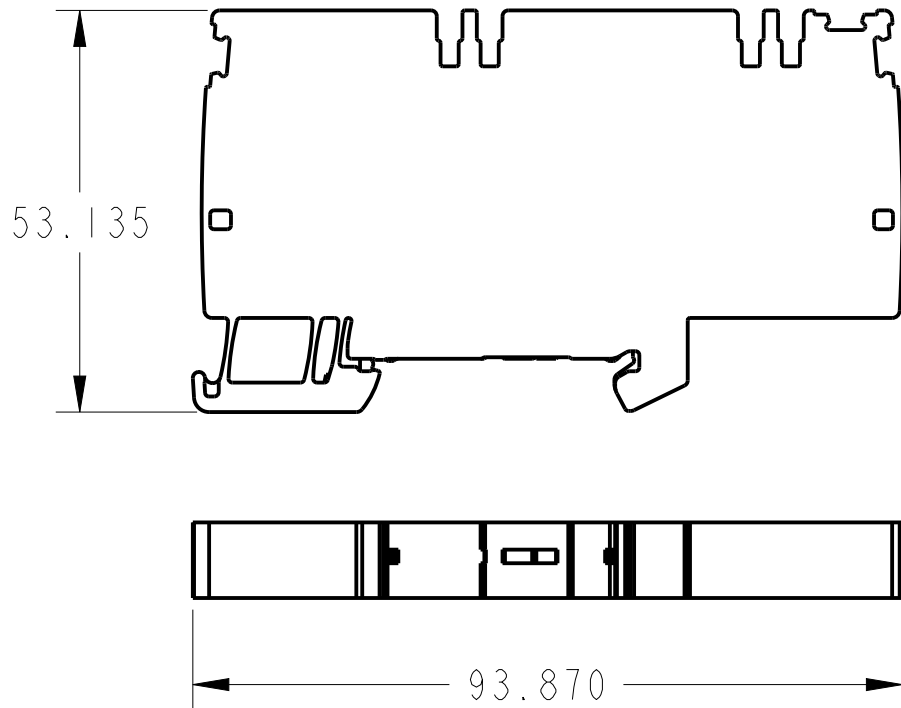


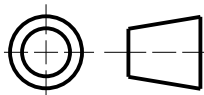
CRITICAL TO QUALITY CLASSIFICATION TABLE					
P=PERFORMANCE, F=FIT, A=ASSEMBLY					
X=IDENTIFIES APPLICABLE CLASSIFICATION(S)					
◇=ENGINEERING AND/OR MANUFACTURING REQUIREMENT					
Ⓢ=REGULATORY REQUIREMENT-CONFORMANCE IS MANDATORY					
COMMENTS	DRAWING ZONE	P	F	A	R
ROHS	GI-HI				X



MUST COMPLY WITH ROCKWELL
AUTOMATION ENVIRONMENTAL
SPECIFICATION 970-20-01

ALL UNDIMENSIONED
GEOMETRIES ARE
CONTROLLED BY THE
CAD MODEL. IN CASE
OF DIMENSION
DISCREPANCY, CAD
MODEL OVERRIDES.

THIRD ANGLE PROJECTION



DESCRIPTION



**Rockwell
Automation**

1492-p10pd3s-1relg.drw

CREATED BY: LYANG26

CHANGED BY:

CONFIDENTIAL AND PROPRIETARY INFORMATION.
THIS DOCUMENT CONTAINS CONFIDENTIAL AND PROPRIETARY
INFORMATION OF ROCKWELL AUTOMATION, INC. AND MAY
NOT BE USED, COPIED OR DISCLOSED TO OTHERS, EXCEPT
WITH THE AUTHORIZED WRITTEN PERMISSION OF ROCKWELL
AUTOMATION, INC.

DATE: 2019-08-14

SHEET 1 OF 1

SIZE

DIR

VER

A

01