

Screw Connection Terminal Blocks

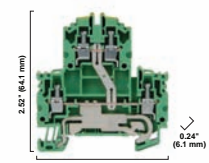
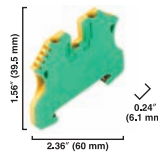
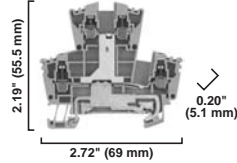
Grounding Blocks

1492-JDG3C

1492-JDG4

1492-JDG4C

Dimensions are not intended to be used for manufacturing purposes.
Note: Height dimension is measured from top of rail to top of terminal block.



Specifications	Two-level grounding terminal block with commoning bar				Two-circuit terminal block with one feed-through and one grounding				Two-level grounding terminal block with commoning bar			
Certifications		CSA	IEC	ATEX		CSA	IEC	ATEX		CSA	IEC	ATEX
Voltage Rating	—				600V AC/DC	300V AC/DC	800V AC/DC	550V AC/DC	—			
Maximum Current	Grounding				35 A	30 A	32 A	28 A	Grounding			
Wire Range (Rated Cross Section)	#22...12 AWG	#26...12 AWG	2.5 mm ²	2.5 mm ² (#20...14 AWG)	#26...10 AWG		4 mm ²	4 mm ²	#26...10 AWG	4 mm ²	4 mm ²	
Wire Strip Length	0.39 in. (10 mm)				0.31 in. (8 mm)				0.31 in. (8 mm)			
Recommended Tightening Torque	4.5...7.1 lb•in (0.5...0.8 N•m)				4.5...8.8 lb•in (0.5...1.0 N•m)				4.5...8.8 lb•in (0.5...1.0 N•m)			
Mounting Torque — Center Screw	—				—				—			
Density	59 pcs/ft (196 pcs/m)				49 pcs/ft (163 pcs/m)				49 pcs/ft (163 pcs/m)			
Housing Temperature Range	-58...+248 °F (-50...+120 °C)				-58...+248 °F (-50...+120 °C)				-58...+248 °F (-50...+120 °C)			
Short-Circuit Current Rating	—											

Terminal Blocks	Cat. No.	Pkg Qty.	Cat. No.	Pkg Qty.	Cat. No.	Pkg Qty.
Color: Green/Yellow	1492-JDG3C	100	—	—	1492-JDG4C	100
Grey	—	—	1492-JDG4	100	—	—
Accessories	Cat. No.	Pkg Qty.	Cat. No.	Pkg Qty.	Cat. No.	Pkg Qty.
Mounting Rails:						
1 m Symmetrical DIN (Steel)	199-DR1	10	199-DR1	10	199-DR1	10
1 m Symmetrical DIN (Aluminum)	1492-DR5	10	1492-DR5	10	1492-DR5	10
1 m Hi-Rise Sym. DIN (Aluminum)	1492-DR6	2	1492-DR6	2	1492-DR6	2
1 m Angled Hi-Rise Sym. DIN (Steel)	1492-DR7	2	1492-DR7	2	1492-DR7	2
Screw Type 1 m Symmetrical Heavy Duty DIN (Copper, Unslotted)	—	—	—	—	—	—
End Barrier						
Grey	1492-EBJD4	20	1492-EBJD4	20	1492-EBJD4	20
Yellow	1492-EBJD4-Y	20	1492-EBJD4-Y	20	1492-EBJD4-Y	20
Jumpers:						
Screw Center Jumper — 41-pole	—	—	1492-CJLJ6-41	10	—	—
Center Jumper — 10-pole	—	—	1492-CJLJ6-10	20	—	—
Center Jumper — 4-pole	—	—	1492-CJLJ6-4	60	—	—
Center Jumper — 3-pole	—	—	1492-CJLJ6-3	60	—	—
Center Jumper — 2-pole	—	—	1492-CJLJ6-2	60	—	—
End Anchors and Retainers:						
Screwless End Retainer	1492-ERL35	20	1492-ERL35	20	1492-ERL35	20
DIN Rail — Normal Duty	1492-EAJ35	100	1492-EAJ35	100	1492-EAJ35	100
DIN Rail — Heavy Duty	1492-EAHJ35	50	1492-EAHJ35	50	1492-EAHJ35	50
Marking Systems:						
Snap-in marker cards	1492-M5X8 (144/card)	5	1492-M6X5 (200/card)	5	1492-M6X5 (200/card)	5
Snap-in marker cards	1492-M5X5 (200/card)	5	1492-MR6X8 (120/card)	5	1492-MR6X8 (120/card)	5