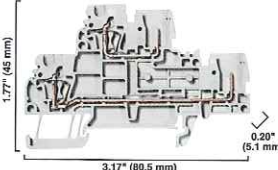
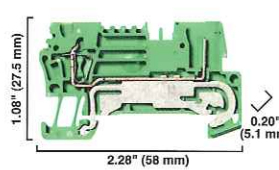
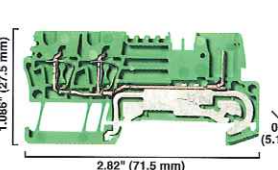


BULLETIN 1492 SPRING-CLAMP TERMINAL BLOCKS

2-LEVEL FEED-THROUGH GROUNDING BLOCKS

	1492-LD32P			1492-LG31P			1492-LG3T1P		
Dimensions are not intended to be used for manufacturing purposes.									
Note: Height dimension is measured from top of rail to top of terminal block.	Two-circuit terminal block with 1 fixed and 1 plug-in connection on each level. Plug-in connectors can be individual or grouped configurations.			Single-circuit grounding terminal block with 1 fixed and 1 plug-in connection.			Single-circuit grounding terminal block with 2 fixed and 1 plug-in connection.		
Specifications	Two-circuit terminal block with 1 fixed and 1 plug-in connection on each level. Plug-in connectors can be individual or grouped configurations.			Single-circuit grounding terminal block with 1 fixed and 1 plug-in connection.			Single-circuit grounding terminal block with 2 fixed and 1 plug-in connection.		
Certifications		CSA	IEC		CSA	IEC		CSA	IEC
Voltage Rating	300V AC/DC		500V AC/DC	—		—	—		—
Maximum Current	20 A		24 A	Grounding		—	Grounding		—
Limited Rating - Voltage *	600V AC/DC			—			—		
Limited Rating - Current *	5 A			—			—		
Wire Range (Rated Cross Section)	26... 12 AWG		0.5...2.5 mm ²	26... 12 AWG		0.5...2.5 mm ²	26... 12 AWG		0.5...2.5 mm ²
Wire Strip Length	0.394 in (10 mm)			0.394 in (10 mm)			0.394 in (10 mm)		
Density (Blocks per foot/meter)	59 per ft/196 per meter			59 per ft/196 per meter			59 per ft/196 per meter		
Housing Temperature Range	-58...+248 °F (-50...+120 °C)			-58...+248 °F (-50...+120 °C)			-58...+248 °F (-50...+120 °C)		
Terminal Blocks	Cat. No.	Pcs/Pkg	Cat. No.	Pcs/Pkg	Cat. No.	Pcs/Pkg	Cat. No.	Pcs/Pkg	
Color	Gray	1492-LD32P	50	—	—	—	—	—	
	Green/Yellow	—	—	1492-LG31P	50	—	1492-LG3T1P	50	
Accessories	Cat. No.	Pcs/Pkg	Cat. No.	Pcs/Pkg	Cat. No.	Pcs/Pkg	Cat. No.	Pcs/Pkg	
Mounting Rails									
1 m Symmetrical DIN (Steel)	199-DR1	10	199-DR1	10	199-DR1	10	199-DR1	10	
1 m Symmetrical DIN (Aluminum)	1492-DR5	10	1492-DR5	10	1492-DR5	10	1492-DR5	10	
1 m Hi-Rise Sym. DIN (Aluminum)	1492-DR6	2	1492-DR6	2	1492-DR6	2	1492-DR6	2	
1 m Angled Hi-Rise Sym. DIN (Steel)	1492-DR7	2	1492-DR7	2	1492-DR7	2	1492-DR7	2	
End Barrier	Gray	1492-EBLD32P	50	—	—	—	—	—	
	Yellow	—	—	1492-EBL31P-Y	50	—	1492-EBL3T1P-Y	50	
End Anchors									
Screwless End Retainer	1492-ERL35	20	1492-ERL35	20	1492-ERL35	20	1492-ERL35	20	
DIN Rail - Normal Duty	1492-EAJ35	100	1492-EAJ35	100	1492-EAJ35	100	1492-EAJ35	100	
Din Rail - Heavy Duty	1492-EAHJ35	50	1492-EAHJ35	50	1492-EAHJ35	50	1492-EAHJ35	50	
Jumpers									
Plug-in Center Jumper — 50 Pole	1492-CJLJ5-50	10	—	—	—	—	—	—	
Plug-in Center Jumper — 10 Pole	1492-CJLJ5-10	20	—	—	—	—	—	—	
Plug-in Center Jumper — 9 Pole	1492-CJLJ5-9	20	—	—	—	—	—	—	
Plug-in Center Jumper — 8 Pole	1492-CJLJ5-8	20	—	—	—	—	—	—	
Plug-in Center Jumper — 7 Pole	1492-CJLJ5-7	20	—	—	—	—	—	—	
Plug-in Center Jumper — 6 Pole	1492-CJLJ5-6	20	—	—	—	—	—	—	
Plug-in Center Jumper — 5 Pole	1492-CJLJ5-5	20	—	—	—	—	—	—	
Plug-in Center Jumper — 4 Pole	1492-CJLJ5-4	60	—	—	—	—	—	—	
Plug-in Center Jumper — 3 Pole	1492-CJLJ5-3	60	—	—	—	—	—	—	
Plug-in Center Jumper — 2 Pole	1492-CJLJ5-2	60	—	—	—	—	—	—	
Individual Plug-in Connector	Gray	1492-STP	50	—	—	—	—	—	
	Green	1492-STP-G	50	1492-STP-G	50	—	1492-STP-G	50	
Ganged Connector - Start Plug	Gray	1492-SBSTP	50	—	—	—	—	—	
Ganged Connector - Middle Plug †	Gray	1492-GSTP	50	—	—	—	—	—	
Ganged Connector - End Plug	Gray	1492-EBSTP	50	—	—	—	—	—	
Plug-In Component Accessories									
Locking Element	Yellow	1492-STPLE	25	1492-STPLE	25	—	1492-STPLE	25	
Coding Element	Yellow	1492-STPCE	50	1492-STPCE	50	—	1492-STPCE	50	
Strain Relief	Yellow	1492-STPSR	25	1492-STPSR	25	—	1492-STPSR	25	
Group Marking									
Rail Mount Group Marking Carrier		1492-GM35	25	1492-GM35	25	—	1492-GM35	25	
End Anchor Top Marker Carrier *		1492-GMC	50	1492-GMC	50	—	1492-GMC	50	
Cat. No. 1492-GMC Top Marker Tag		1492-M5X30(20/card)	5	1492-M5X30(20/card)	5	—	1492-M5X30(20/card)	5	
Marking Systems									
Snap-in Marker Cards		1492-MR5X12 (120/card)	5	1492-MR5X12 (120/card)	5	—	1492-MR5X12 (120/card)	5	
Snap-In Marker Cards		1492-MR5X8 (120/card)	5	1492-MR5X8 (120/card)	5	—	1492-MR5X8 (120/card)	5	

* The Bulletin 1492-GMC marker carrier installs directly on the top of a 1492-EAJ35 end anchor or a 1492-ERL35 end retainer for group marking purposes.

† Blocks contain dual UL/CSA listings and can be used at 300V with a 20 A rating or 600V with a 5 A rating.

‡ For ganged configurations greater than 2, use multiple 1492-GSTP plug-in blocks.