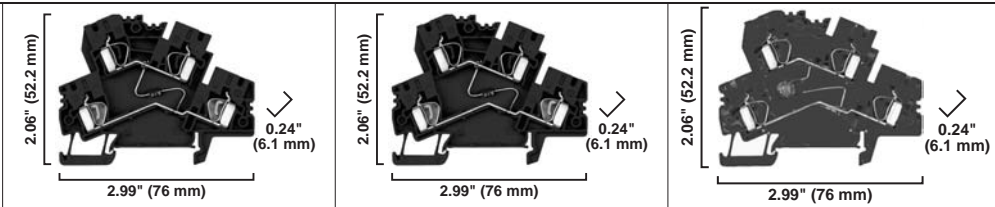





Spring-Clamp Connection Terminal Blocks

Internal Component Blocks

	1492-LD4DF			1492-LD4DR			1492-LD4SS*		
<p>Dimensions are not intended to be used for manufacturing purposes. Note: Height dimension is measured from top of rail to top of terminal block.</p> 									
Specifications	Two-level terminal block with an IN4007 diode in forward bias between the 2 levels.			Two-level terminal block with an IN4007 diode in reverse bias between the 2 levels.			Two level terminal block with an MOV between the 2 levels.		
Certifications		CSA	IEC		CSA	IEC		CSA	IEC
Voltage Rating	600V AC/DC		500V AC/DC	600V AC/DC		500V AC/DC	600V AC/DC	600V AC/DC	140V AC/DC
Maximum Current	25 A	30 A	32 A	25 A	30 A	32 A	25 A	—	32 A
Component Current/Wattage Rating*	1 A			1 A			25 A	30 A	32 A
Wire Range (Rated Cross Section)	#26...10 AWG		4 mm ²	#26...10 AWG		4mm ²	#26...10 AWG	26...10 AWG	4mm ²
Wire Strip Length	0.39 in. (10 mm)			0.39 in. (10 mm)			0.39 in. (10 mm)		
Density	49 pcs/ft (163 pcs/m)			49 pcs/ft (163 pcs/m)			49 pcs/ft (163 pcs/m)		
Housing Temperature Range	-58...+248 °F (-50...+120 °C)			-58...+248 °F (-50...+120 °C)			-58...+248 °F (-50...+120 °C)		
Terminal Blocks	Cat. No.	Pkg Qty.		Cat. No.	Pkg Qty.		Cat. No.	Pkg Qty.	
Color Black	1492-LD4DF	1		1492-LD4DR	1		1492-LD4SS	1	
Accessories	Cat. No.	Pkg Qty.		Cat. No.	Pkg Qty.		Cat. No.	Pkg Qty.	
Mounting Rails									
1 m Symmetrical DIN (Steel)	199-DR1	10		199-DR1	10		199-DR1	10	
1 m Symmetrical DIN (Aluminum)	1492-DR5	10		1492-DR5	10		1492-DR5	10	
1 m Hi-Rise Symmetrical DIN (Aluminum)	1492-DR6	2		1492-DR6	2		1492-DR6	2	
1 m Angled Hi-Rise Sym. DIN (Steel)	1492-DR7	2		1492-DR7	2		1492-DR7	2	
End Barrier Grey	1492-EBLD4	20		1492-EBLD4	20		1492-EBLD4	20	
End Anchors and Retainers									
Screwless End Retainer	1492-ERL35	20		1492-ERL35	20		1492-ERL35	20	
DIN Rail — Normal Duty	1492-EAJ35	100		1492-EAJ35	100		1492-EAJ35	100	
DIN Rail — Heavy Duty	1492-EAHJ35	50		1492-EAHJ35	50		1492-EAHJ35	50	
Jumpers									
Plug-in Center Jumper — 10-pole	1492-CJK6-10	20		1492-CJK6-10	20		1492-CJK6-10	20	
Plug-in Center Jumper — 9-pole	1492-CJK6-9	20		1492-CJK6-9	20		1492-CJK6-9	20	
Plug-in Center Jumper — 8-pole	1492-CJK6-8	20		1492-CJK6-8	20		1492-CJK6-8	20	
Plug-in Center Jumper — 7-pole	1492-CJK6-7	20		1492-CJK6-7	20		1492-CJK6-7	20	
Plug-in Center Jumper — 6-pole	1492-CJK6-6	20		1492-CJK6-6	20		1492-CJK6-6	20	
Plug-in Center Jumper — 5-pole	1492-CJK6-5	20		1492-CJK6-5	20		1492-CJK6-5	20	
Plug-in Center Jumper — 4-pole	1492-CJK6-4	60		1492-CJK6-4	60		1492-CJK6-4	60	
Plug-in Center Jumper — 3-pole	1492-CJK6-3	60		1492-CJK6-3	60		1492-CJK6-3	60	
Plug-in Center Jumper — 2-pole	1492-CJK6-2	60		1492-CJK6-2	60		1492-CJK6-2	60	
Other Accessories									
Test Plug	1492-TP23	20		1492-TP23	20		1492-TP23	20	
Marking Systems									
Snap-In Marker Cards	1492-M6X10 (120/card)	5		1492-M6X10 (120/card)	5		1492-M6X10 (120/card)	5	
Snap-In Marker Cards	1492-M6X5 (200/card)	5		1492-M6X5 (200/card)	5		1492-M6X5 (200/card)	5	

* For component specifications, see page 12-97