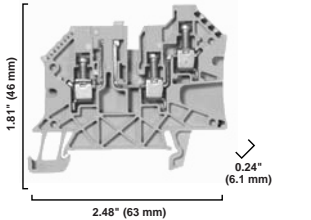
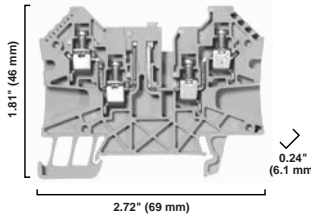
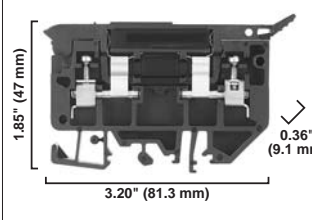


# Screw Connection Terminal Blocks

## Isolation Blocks, Continued

	1492-JKD4TW	1492-JKD4Q	1492-H7			
Dimensions are not intended to be used for manufacturing purposes. Note: Height dimension is measured from top of rail to top of terminal block.						
<b>Specifications</b>	<i>Single level feed-through terminal block with knife disconnect. Twin connection points on one side</i>		<i>Handle-Style Isolating Terminal Block.</i>			
Certifications	<b>UL</b> <b>CSA</b> <b>IEC</b>	<b>UL</b> <b>CSA</b> <b>IEC</b>	<b>UL</b> <b>CSA</b> <b>IEC</b>			
Voltage Rating	600V AC/DC	500V AC/DC	600V AC/DC			
Maximum Current	25 A	30 A	500V AC/DC			
Wire Range (Rated Cross Section)	#30...10 AWG	0.5...4 mm <sup>2</sup>	15 A			
Fuse Size (Dummy Fuse Supplied)	—	—	15 A			
Wire Strip Length	0.39 in. (10 mm)	0.39 in. (10 mm)	300V AC/DC			
Recommended Tightening Torque	6.2 lb•in. (0.7 N•m)	6.2 lb•in. (0.7 N•m)	300V AC/DC			
Density	49 pcs/ft (163 pcs/m)	49 pcs/ft (163 pcs/m)	500V AC/DC			
Housing Temperature Range	-58...+248 °F (-50...+120 °C)	-58...+248 °F (-50...+120 °C)	15 A			
Short-Circuit Current Rating	See page 12-43					
<b>Terminal Blocks</b>	<b>Cat. No.</b>	<b>Pkg Qty.</b>	<b>Cat. No.</b>	<b>Pkg Qty.</b>	<b>Cat. No.</b>	<b>Pkg Qty.</b>
Color:	Grey	1492-JKD4TW	50	1492-JKD4Q	50	—
With Test Points	Gray	1492-JKD4TWTP	50	1492-JKD4QTP	50	—
	Black	—	—	—	—	1492-H7
						25
<b>Accessories</b>	<b>Cat. No.</b>	<b>Pkg Qty.</b>	<b>Cat. No.</b>	<b>Pkg Qty.</b>	<b>Cat. No.</b>	<b>Pkg Qty.</b>
Mounting Rails:	—	—	—	—	1492-N1	20
3 ft Scored A-B Rail	—	—	—	—	1492-N22	20
3 ft Rigid A-B Rail	—	—	—	—	1492-N44	2
3 ft Rigid Rise A-B Rail	—	—	—	—	1492-N25	2
Standoff Brackets (use every 12 in.)	—	—	—	—	1492-DR1	10
1 m Symmetrical DIN (Steel)	199-DR1	10	199-DR1	10	1492-DR5	10
1 m Symmetrical DIN (Aluminum)	1492-DR5	10	1492-DR5	10	1492-DR6	2
1 m Hi-Rise Sym. DIN (Aluminum)	1492-DR6	2	1492-DR6	2	1492-DR7	2
1 m Angled Hi-Rise Sym. DIN (Steel)	1492-DR7	2	1492-DR7	2	1492-N37	50
End Barrier	Grey	1492-EBJ4TW	50	1492-EBJ4Q	50	—
	Yellow	1492-EBJ4TW-Y	50	1492-EBJ4Q-Y	50	—
End Anchors and Retainers:	—	—	—	—	1492-N23	10
A-B Rail — Heavy Duty	—	—	—	—	1492-N47	50
A-B Rail — Normal Duty	—	—	—	—	1492-ERL35	20
Screwless End Retainer	1492-ERL35	20	1492-ERL35	20	1492-EAHJ35	50
DIN Rail - Normal Duty	1492-EAHJ35	50	1492-EAHJ35	50	1492-EAHJ35	50
DIN Rail - Heavy Duty	1492-EAHJ35	50	1492-EAHJ35	50	1492-EAHJ35	50
Jumpers:	1492-CJLJ6-41	10	1492-CJLJ6-41	10	—	—
Plug-in Center Jumper — 41-pole	1492-CJLJ6-10	20	1492-CJLJ6-10	20	—	—
Plug-in Center Jumper — 10-pole	1492-CJLJ6-4	60	1492-CJLJ6-4	60	—	—
Plug-in Center Jumper — 4-pole	1492-CJLJ6-3	60	1492-CJLJ6-3	60	—	—
Plug-in Center Jumper — 3-pole	1492-CJLJ6-2	60	1492-CJLJ6-2	60	—	—
Plug-in Center Jumper — 2-pole	—	—	—	—	1492-N49	10
Uninsulated Side Jumper — 10-Pole	—	—	—	—	1492-SJS	10
Side Jumper — Insulating Sleeve	—	—	—	—	—	—
Other Accessories:	—	—	—	—	—	—
Partition Plate	—	—	—	—	—	—
Group Marking	1492-GM35	25	1492-GM35	25	1492-GM35	25
Rail Mount Group Marking Carrier	1492-GMC	50	1492-GMC	50	—	—
End Anchor Top Marker Carrier*	1492-M5X30 (20/card)	5	1492-M5X30 (20/card)	5	—	—
Cat. No. 1492-GMC Top Marker Tag	1492-MR6X12 (120/card)	5	1492-MR6X12 (120/card)	5	1492-MS8X12 (56/card)	5
Marking Systems:	1492-M6X12 (120/card)	5	1492-M6X12 (120/card)	5	1492-MS8X9 (56/card)	5
Snap-in marker cards	—	—	—	—	1492-ALHFB (50/sheet)	1
Snap-in marker cards	—	—	—	—	—	—
Adhesive Labels	—	—	—	—	—	—

\* The Bulletin 1492-GMC marker carrier installs directly on the top of a 1492-EAJ35 end anchor or a 1492-ERL35 end retainer for group marking purposes.