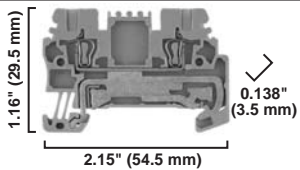
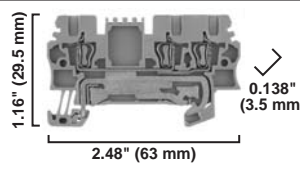
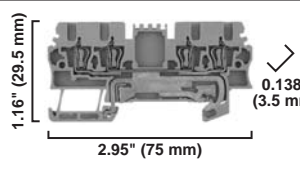





# Spring-Clamp Connection Terminal Blocks

## Grounding Blocks

|   | 1492-LG2  |                              |                                   |      | 1492-LG2T  |                              |                                   |      | 1492-LG2Q   |                              |                                   |      |
|---|---|------------------------------|-----------------------------------|------|--|------------------------------|-----------------------------------|------|---|------------------------------|-----------------------------------|------|
| Dimensions are not intended to be used for manufacturing purposes.<br>Note: Height dimension is measured from top of rail to top of terminal block. |  |                              |                                   |      |  |                              |                                   |      |  |                              |                                   |      |
| <b>Specifications</b>   | Feed-through Ground Block   |                              |                                   |      | Feed-through Ground Block with 2 points on one side                                |                              |                                   |      | Feed-through Ground Block with 2 points on each side                                |                              |                                   |      |
| Certifications  |  | CSA                          | IEC                               | ATEX |   | CSA                          | IEC                               | ATEX |  | CSA                          | IEC                               | ATEX |
| Voltage Rating  | —   | —                            | —                                 | —    | —  | —                            | —                                 | —    | —   | —                            | —                                 | —    |
| Maximum Current   | Grounding   |                              |                                   |      | Grounding  |                              |                                   |      | Grounding   |                              |                                   |      |
| Wire Range (Rated Cross Section)  | #26...14 AWG  | 1.5 mm <sup>2</sup>          | 1.5 mm <sup>2</sup> (20...16 AWG) |      | #26...14 AWG   | 1.5 mm <sup>2</sup>          | 1.5 mm <sup>2</sup> (20...16 AWG) |      | #26...14 AWG  | 1.5 mm <sup>2</sup>          | 1.5 mm <sup>2</sup> (20...16 AWG) |      |
| Wire Strip Length   | 0.39 in. (10 mm)  |                              |                                   |      | 0.39 in. (10 mm)   |                              |                                   |      | 0.39 in. (10 mm)  |                              |                                   |      |
| Density   | 87 pcs/ft (285 pcs/m)   |                              |                                   |      | 87 pcs/ft (285 pcs/m)  |                              |                                   |      | 87 pcs/ft (285 pcs/m)   |                              |                                   |      |
| Housing Temperature Range   | -58...+248 °F (-50...+120 °C)   |                              |                                   |      | -58...+248 °F (-50...+120 °C)  |                              |                                   |      | -58...+248 °F (-50...+120 °C)   |                              |                                   |      |
| <b>Terminal Blocks</b>  |   | <b>Cat. No.</b>              | <b>Pkg Qty.</b>                   |      |  | <b>Cat. No.</b>              | <b>Pkg Qty.</b>                   |      |   | <b>Cat. No.</b>              | <b>Pkg Qty.</b>                   |      |
| Color: Green/Yellow   |   | <b>1492-LG2</b>              | 50                                |      |  | <b>1492-LG2T</b>             | 50                                |      |   | <b>1492-LG2Q</b>             | 50                                |      |
| <b>Accessories</b>  |   | <b>Cat. No.</b>              | <b>Pkg Qty.</b>                   |      |  | <b>Cat. No.</b>              | <b>Pkg Qty.</b>                   |      |   | <b>Cat. No.</b>              | <b>Pkg Qty.</b>                   |      |
| Mounting Rails:   |   |                              |                                   |      |  |                              |                                   |      |   |                              |                                   |      |
| 1 m Symmetrical DIN (Steel)   |   | <b>199-DR1</b>               | 10                                |      |  | <b>199-DR1</b>               | 10                                |      |   | <b>199-DR1</b>               | 10                                |      |
| 1 m Symmetrical DIN (Aluminum)  |   | <b>1492-DR5</b>              | 10                                |      |  | <b>1492-DR5</b>              | 10                                |      |   | <b>1492-DR5</b>              | 10                                |      |
| 1 m Hi-Rise Symmetrical DIN (Aluminum)  |   | <b>1492-DR6</b>              | 2                                 |      |  | <b>1492-DR6</b>              | 2                                 |      |   | <b>1492-DR6</b>              | 2                                 |      |
| 1 m Angled Hi-Rise Sym. DIN (Steel)   |   | <b>1492-DR7</b>              | 2                                 |      |  | <b>1492-DR7</b>              | 2                                 |      |   | <b>1492-DR7</b>              | 2                                 |      |
| End Barrier Yellow  |   | <b>1492-EBL2-Y</b>           | 50                                |      |  | <b>1492-EBL2T-Y</b>          | 50                                |      |   | <b>1492-EBL2Q-Y</b>          | 50                                |      |
| End Anchors and Retainers   |   |                              |                                   |      |  |                              |                                   |      |   |                              |                                   |      |
| Screwless End Retainer  |   | <b>1492-ERL35</b>            | 20                                |      |  | <b>1492-ERL35</b>            | 20                                |      |   | <b>1492-ERL35</b>            | 20                                |      |
| DIN Rail — Normal Duty  |   | <b>1492-EAJ35</b>            | 100                               |      |  | <b>1492-EAJ35</b>            | 100                               |      |   | <b>1492-EAJ35</b>            | 100                               |      |
| DIN Rail — Heavy Duty   |   | <b>1492-EAHJ35</b>           | 50                                |      |  | <b>1492-EAHJ35</b>           | 50                                |      |   | <b>1492-EAHJ35</b>           | 50                                |      |
| Other Accessories:  |   |                              |                                   |      |  |                              |                                   |      |   |                              |                                   |      |
| Reducing Sleeves 28...24 AWG (0.13...0.2 mm <sup>2</sup> ) White  |   | <b>1492-PSL2-2</b>           | 100                               |      |  | <b>1492-PSL2-2</b>           | 100                               |      |   | <b>1492-PSL2-2</b>           | 100                               |      |
| Reducing Sleeves 22...20 AWG (0.13...0.2 mm <sup>2</sup> ) Grey   |   | <b>1492-PSL2-5</b>           | 100                               |      |  | <b>1492-PSL2-5</b>           | 100                               |      |   | <b>1492-PSL2-5</b>           | 100                               |      |
| Test Plug (Stackable)   |   | <b>1492-TPL4</b>             | 25                                |      |  | <b>1492-TPL4</b>             | 25                                |      |   | <b>1492-TPL4</b>             | 25                                |      |
| Group Marking Carrier   |   | <b>1492-GM35</b>             | 25                                |      |  | <b>1492-GM35</b>             | 25                                |      |   | <b>1492-GM35</b>             | 25                                |      |
| Marking Systems:  |   |                              |                                   |      |  |                              |                                   |      |   |                              |                                   |      |
| Snap-In Marker Cards  |   | <b>1492-M3X12</b> (120/card) | 5                                 |      |  | <b>1492-M3X12</b> (120/card) | 5                                 |      |   | <b>1492-M3X12</b> (120/card) | 5                                 |      |
| Snap-In Marker Cards  |   | <b>1492-M3X5</b> (100/card)  | 5                                 |      |  | <b>1492-M3X5</b> (100/card)  | 5                                 |      |   | <b>1492-M3X5</b> (100/card)  | 5                                 |      |