




## Application Note

# 1606-XL60DR

- World-wide approvals (    ) for industry
- Input: AC 230V/115V, DC 160...375V
- Output: 24V/2.5A

- High overload current, no switch-off
- Wide-Range Input
- N+1 redundancy, RDY relay contact

### Input

Input voltage	AC100...120/200...240V (switchable), 47...63 Hz (85...132V AC / 176...264V AC, 160...375V DC, see also "Output: Continuous Loading")
---------------	--------------------------------------------------------------------------------------------------------------------------------------

Wide-Range Input: With the switch in the 230V position the power-supply unit operates at low and moderate loads at any input voltage between 95 and 264V AC (see "Output" at the right side).

Note: At DC input, always leave the switch in the 230V position

Input current	< 1.3 A (switch in 115V position) < 0.7 A (switch in 230V position)
DC input current at open output	typ. 5.3 mA at 110V DC, 3.9 mA at 300V DC (preserves battery sources)
Inrush current	typ. < 25 A at 264V AC and cold start

If you intend to protect the primary side of the power supply with a fuse or a circuit breaker, a 10 A slow acting fuse (HBC) or a supplementary protector 1492-SPU1C100 is recommended. In order to meet local requirements, please consult local codes and regulations for proper installation.

Transient handling	Transient resistance acc. to VDE 0160 / W2 (750 V / 1.3 ms), for <i>all</i> load conditions.
Hold up time	> 20 ms at 196V AC, 24V/2.5 A (see diagram)

### Efficiency, Reliability etc.

Efficiency	typ. 86.5 % (230V AC, 24V/2.5 A)
Losses	typ. 9.4 W (230V AC, 24V/2.5 A)
MTBF	700,000 h acc. to Siemensnorm SN 29500 (24V/2.5 A, 230V AC, T <sub>amb</sub> = +40 °C)
Life cycle (electrolytics)	The unit exclusively uses longlife electrolytics, specified for +105°C.

### Construction / Mechanics

#### Housing dimensions and Weight

- W x H x D 49 mm x 124 mm x 102 mm (+ DIN rail)
- Free space for ventilation above/below 25 mm recommended right 10 mm recommended (front view)
- Weight 470 g

#### Design advantages:

- Input and output pluggable by means of Combicon® plug connector.
- Wire Size Input/Output Stranded 22...12 AWG (0.2...2.5 mm<sup>2</sup>), Solid 22...12 AWG (0.2...2.5 mm<sup>2</sup>)
- Tightening Torque 3.5 lbs in (0.4 Nm) recommended (pluggable)

- Ensure strain relief of the plug connectors when installing the unit.



- Input and output are strictly apart from each other and so cannot be mixed up (input below, output above).

### Output

Rated output voltage	24V DC
----------------------	--------

For balanced current sharing during parallel operation:

Soft characteristic (25.2V DC ±2% at no-load, 24V DC ±0.5% at nominal load, almost linear characteristic curve)

Output noise suppression	Radiated EMI values below EN50081-1, even when using long, unscreened output cables.
--------------------------	--------------------------------------------------------------------------------------

Ambient temperature range T <sub>amb</sub>	Operation: -10°C...+70°C (>60°C: Derating) Storage: -25°C...+85°C
--------------------------------------------	----------------------------------------------------------------------

Continuous loading (at T <sub>amb</sub> = -10°C...+60°C, convection cooling), see also diagram. For start at T <sub>amb</sub> < 0°C and low input voltage, please contact Rockwell Automation.	Switch	AC/DCin	I <sub>out</sub>
* For start with DC input > 95V DC needed	230V	176...264V	ACin 2.5 A
		95...176V	ACin 1.5 A
		160...375V	DCin 2.5 A
		120...160V	DCin 2.0 A
	115V	80*...120V	DCin 1.5 A
	115V	85...132V	ACin 2.5 A

Output protected against short circuit, open circuit and overload

Derating	typ. 1.5 W/K (at T <sub>amb</sub> = +60°C...+70°C)
Voltage regulation	better than 2% V <sub>out</sub> overall
Ripple / Noise	< 30 mV <sub>pp</sub> , (20 MHz bandwidth, 50 Ω measurement)
Overvolt. protection	typ. 32V
Parallel operation	yes; current sharing via soft characteristic (see diagram)
Power back immunity	26V
Front panel indicator	Green LED

#### RDY relay contact

- Type normally open contact
- closes when output voltage > 22.1V ±4%
- opens when output voltage < 19.8V ±4%
- Electrical isolation 500V DC to output voltage
- Contact rating 1A at 28V DC

## Start / Overload Behavior

Start-up delay	typ. 0.1 s
Rise time	ca. 5...20 ms, depending on load

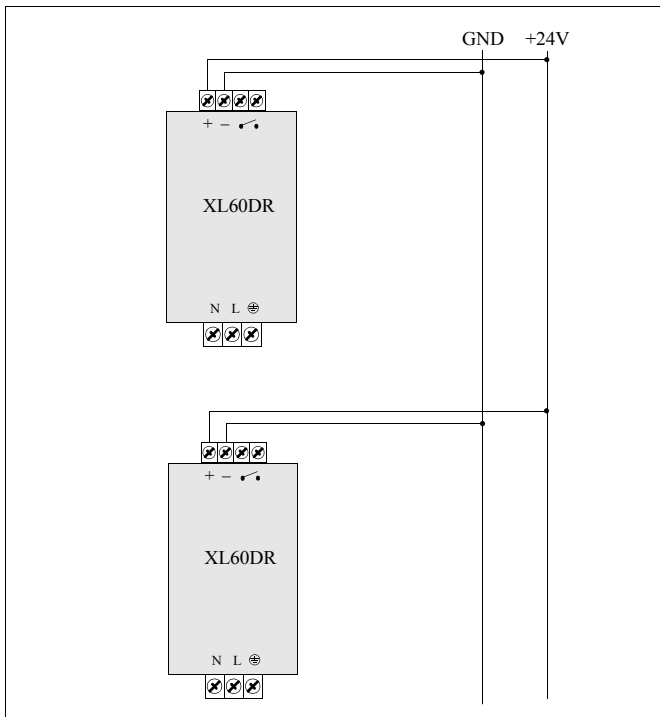
### Overload Behavior

- Special Overload Design – no disconnection, no hiccup if overloaded (see diagram)
  - high overload current (up to  $1.5 I_{Nom}$ ),  $V_{out}$  is gradually reduced with increasing current.

### Advantages:

- High short-circuit current, giving large ‘start-up window’: unit starts reliably even with awkward loads (DC-DC converters, motors).
- No ‘sticking’ such as can occur with fold-back characteristics
- Secondary fuses operate reliably

### Power wiring



Specifications valid for 230V AC input voltage, +25°C ambient temperature, and 5 min run-in time, unless otherwise stated. They are subject to change without prior notice

[www.rockwellautomation.com](http://www.rockwellautomation.com)

### Corporate Headquarters

Rockwell Automation, 777 East Wisconsin Avenue, Suite 1400, Milwaukee, WI, 53204-5302 USA, Tel: (1) 414.212.5200, Fax: (1) 414.212.5201

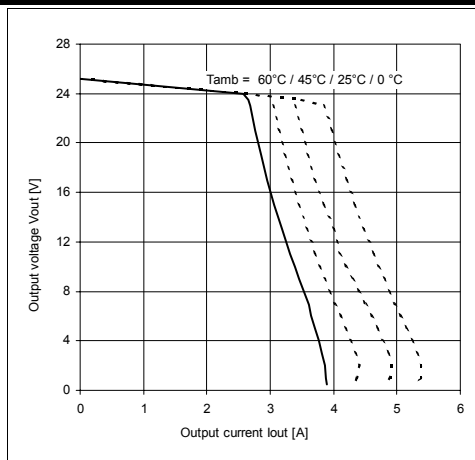
### Headquarters for Allen-Bradley Products, Rockwell Software Products and Global Manufacturing Solutions

Americas: Rockwell Automation, 1201 South Second Street, Milwaukee, WI 53204-2496 USA, Tel: (1) 414.382.2000, Fax: (1) 414.382.4444  
 Europe: Rockwell Automation SA/NV, Vorstlaan/Boulevard du Souverain 36-BP 3A/B, 1170 Brussels, Belgium, Tel: (32) 2 663 0600, Fax: (32) 2 663 0640  
 Asia Pacific: Rockwell Automation, 27/F Citicorp Centre, 18 Whitfield Road, Causeway Bay, Hong Kong, Tel: (852) 2887 4788, Fax: (852) 2508 1846

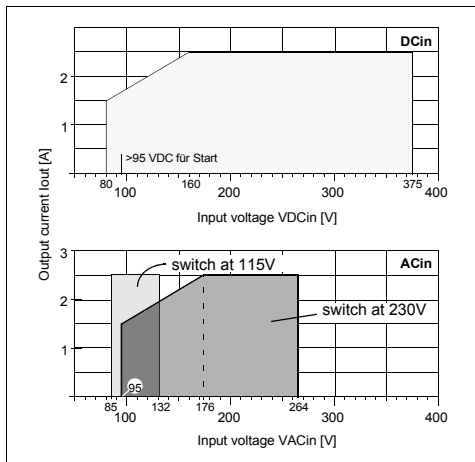
### Headquarters for Dodge and Reliance Electric Products

Americas: Rockwell Automation, 6040 Ponders Court, Greenville, SC 29615-4617 USA, Tel: (1) 864.297.4800, Fax: (1) 864.281.2433  
 Europe: Rockwell Automation, Brühlstraße 22, D-74834 Elztal-Dallau, Germany, Tel: (49) 6261 9410, Fax: (49) 6261 1774  
 Asia Pacific: Rockwell Automation, 55 Newton Road, #11-01/02 Revenue House, Singapore 307987, Tel: (65) 351 6723, Fax: (65) 355 1733

### Output characteristic (min.)



### Output Current over Input Voltage (min.)



### Hold-up time (min.)

