

Trunk Cables



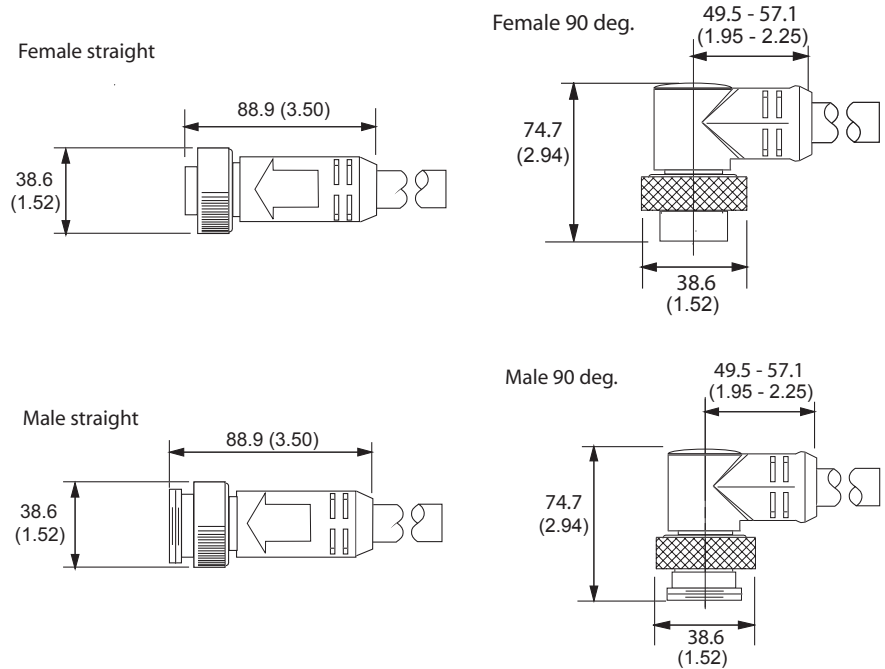
Specifications

Certifications	UL
Standards Compliance	UL 2237
Mechanical	
Coupling Nut	Black Anodized Aluminum
Housing	Black PVC
Insert	Black PVC
Cable Diameter	0.775 in. +/- 0.12 in. (19.68 mm +/- 0.5 mm)
Electrical	
Contacts	Copper Alloy with Gold over Nickel Plating
Cable	Black PVC, dual rated UL TC/Open Wiring and STOOW
Cable Rating	600V AC/DC
Assembly Rating	600V @ 25 A, Symmetrical Amps RMS Fault: 65 kA when used with Class CC, T, or J type fuses
Environmental	
Enclosure Type Rating	IP67, NEMA 4 & 6P; 1200 psi washdown
Operating Temperature	UL Type TC 600V 90 °C Dry 75 °C Wet, Exposed Run (ER) or MTW 600V 90 °C or STOOW 105 °C 600V - CSA STOOW 600V FT2


Features

- Rated for motor branch circuits per UL 2237
- One piece molded design
- Can be used as a drop cable for 25 A rated ArmorStart Distributed Motor Controller or when desired to minimize voltage drops on extended cable runs


Dimensions—mm (inches)



Dimensions are approximate. Illustrations are not drawn to scale.



Example of Cordset



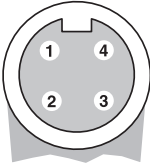
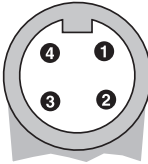
Example of Patchcord

ArmorStart Power Media

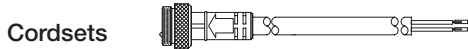
Three Phase Power Cordsets and Patchcords - Trunk Cables

25 A, TC-ER/STOOW PVC

Pinout and Color Code

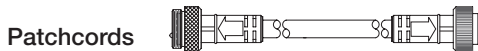
Face View Pinout	
4-Pin	
 <p style="text-align: center;">Female</p>	 <p style="text-align: center;">Male</p>
Color Code	1 Black 2 Green/Yellow Extended PIN 3 Red 4 White

Product Selection



Pin Count	Assembly Rating	Cat. No.			
		Straight Female	Right-Angle Female	Straight Male	Right-Angle Male
4-Pin	600V, 25 A	280-PWRM35E-M*	280-PWRM35F-M*	280-PWRM35G-M*	280-PWRM35H-M*

* Replace symbol with 05 (0.5 m (1.62 ft)), 1(1 m (3.3 ft)), 015(1.5 m (4.9 ft)),2(2 m (6.5 ft)),025 (2.5 m (8.1 ft)), 3 (3 m (9.8 ft)), 4 (4 m (13.1 ft)), 6 (6 m (19.7 ft)),8(8 m (26.2 ft)),10 (10 m (32.8 ft)), 12 (12 m (39.4 ft)), or 14 (14 m (45.9 ft)).



Pin Count	Assembly Rating	Cat. No.			
		Straight Female Straight Male	Right-Angle Female Straight Male	Straight Female Right-Angle Male	Right-Angle Female Right-Angle Male
4-Pin	600V, 25 A	280-PWRM35A-M*	280-PWRM35B-M*	280-PWRM35C-M*	280-PWRM35D-M*

* Replace symbol with 05 (0.5 m (1.62 ft)), 1(1 m (3.3 ft)), 015(1.5 m (4.9 ft)),2(2 m (6.5 ft)),025 (2.5 m (8.1 ft)), 3 (3 m (9.8 ft)), 4 (4 m (13.1 ft)), 6 (6 m (19.7 ft)),8(8 m (26.2 ft)),10 (10 m (32.8 ft)), 12 (12 m (39.4 ft)), or 14 (14 m (45.9 ft)).