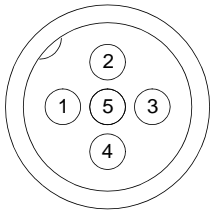
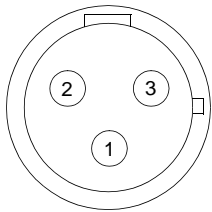


External Connections for Input Connector



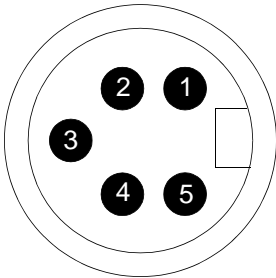
Pin 1: +V Out
 Pin 2: Input
 Pin 3: Comm
 Pin 4: Input
 Pin 5: NC (No Connection)

External Connections for Output Connector



Pin 1: PE
 Pin 2: Return
 Pin 3: Relay Out

External Connections for DeviceNet Connector



Pin 1: Drain (Not Connected)
 Pin 2: + VDNET
 Pin 3: - VDNET
 Pin 4: CAN_H
 Pin 5: CAN_L

Overload Curves

