

# Installation Instructions

Original Instructions



**Allen-Bradley**  
by ROCKWELL AUTOMATION



## GuardLink Enabled Tap

Catalog Numbers 440S-SF5D, 440S-SF8D, 440S-MF5D, 440S-MF8D, 440S-MLF8D, 440S-SLF8D

- IMPORTANT**
- Electronic equipment. Handle with care, do not drop.
  - A 24V DC Class 2 power source is required for all GuardLink® enabled taps.
  - Cat. Nos. 440S-MLF8D and 440S-SLF8D are the only GuardLink enabled taps that support Power to Lock guard locking devices.

Figure 1 - Dimensions [mm (in.)]

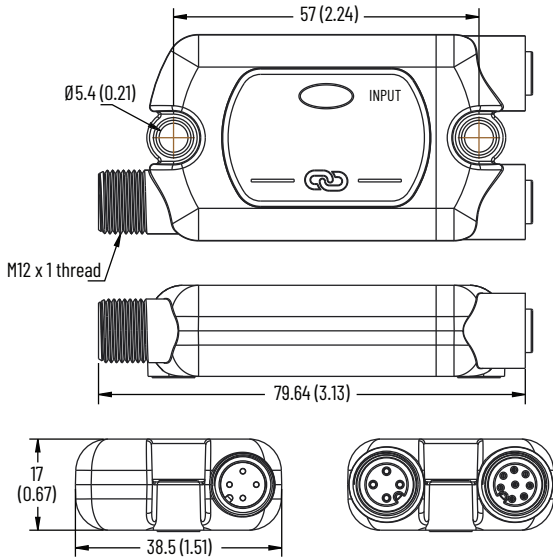
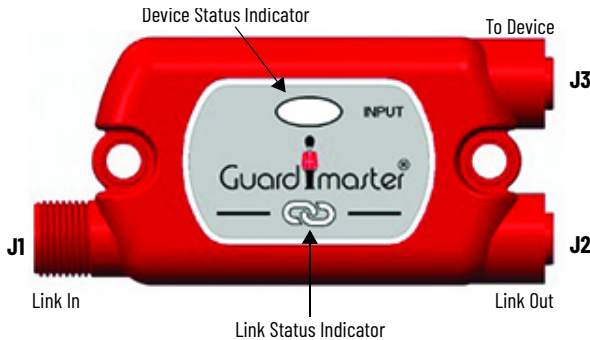


Figure 2 - Status Indicators



## Mounting Information

**IMPORTANT** Do not over torque the mounting hardware.

Attribute	Value
Recommended fastener size	M5
Mounting hardware torque	2.20 N•m (19.95 in•lb)
Connector torque	Finger tighten the cordset connections and then tighten an additional 1/4- to 1/2-turn with pliers.

## Link In/Out Connection

Table 1 - J1 – 4-pin Micro M12 Male (Link In)



Pin No.	Wire Color	Function	Pinouts
1	Brown	24V DC	
2	White	GuardLink Safety	
3	Blue	GND	
4	Black	GuardLink CLU	

Table 2 - J2 – 4-pin Micro M12 Female (Link Out)



Pin No.	Wire Color	Function	Pinouts
1	Brown	24V DC	
2	White	GuardLink Safety	
3	Blue	GND	
4	Black	GuardLink CLU	

## Device Connection

Table 3 - J3 – 5-pin Micro M12 Female



Pin No.	Wire Color	Cat. No.		Pinout
		440S-MF5D EMSS	440S-SF5D OSSD	
1	Brown	Safety Contact A	24V DC	
2	White		Safety OSSD Channel A Input	
3	Blue	GND	GND	
4	Black	Safety Contact B	Safety OSSD Channel B Input	
5	Gray		–	

Table 4 - J3 – 8-pin Micro M12 Female

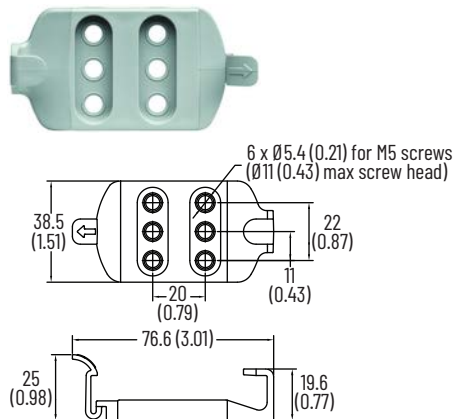


Pin No.	Wire Color (1)	Cat. No. (2)		Pinout
		440S-MF8D 440S-MLF8D	440S-SF8D 440S-SLF8D	
		EMSS	OSSD	
1	White	—	Auxiliary Input	
2	Brown	Lock/Unlock	24V DC	
3	Green	—	Lock/Unlock	
4	Yellow	Safety Contact B	Safety OSSD Channel B+ (24V DC)	
5	Gray	Safety Contact A	Safety OSSD Channel A Input	
6	Pink	Safety Contact B	Safety OSSD Channel B Input	
7	Blue	GND	GND	
8	Red	Safety Contact A	Safety OSSD Channel A+ (24V DC)	

(1) Wire colors apply to the Type B cordset.  
 (2) Cat. Nos. 440S-MLF8D and 440S-SLF8D are the only GuardLink enabled taps that support Power to Lock guard locking devices.

## Optional Mounting Bracket

Figure 3 - 440S-GLTAPBRK1 Dimensions [mm (in.)]



## Additional Resources

These documents contain additional information concerning related products from Rockwell Automation.

Resource	Description
Guardmaster GuardLink Safety System User Manual, publication <a href="#">440R-UM015</a>	Provides guidelines for installing a Guardmaster® GuardLink Safety System.
Industrial Automation Wiring and Grounding Guidelines, publication <a href="#">1770-4.1</a>	Provides general guidelines for installing a Rockwell Automation industrial system.
Product Certifications website, <a href="#">rok.auto/certifications</a>	Provides declarations of conformity, certificates, and other certification details.

You can view or download publications at [rok.auto/literature](#).

## Waste Electrical and Electronic Equipment (WEEE)



At the end of life, this equipment should be collected separately from any unsorted municipal waste.

Rockwell Automation maintains current product environmental compliance information on its website at [rok.auto/pec](#).

Your comments help us serve your documentation needs better. If you have any suggestions on how to improve our content, complete the form at [rok.auto/docfeedback](#).

For technical support, visit [rok.auto/support](#).

Rockwell Otomasyon Ticaret A.Ş. Kar Plaza İş Merkezi E Blok Kat:6 34752, İçerenköy, İstanbul, Tel: +90 (216) 5698400 EEE Yönetmeliğine Uygundur

Connect with us.

rockwellautomation.com

expanding human possibility™

AMERICAS: Rockwell Automation, 1201 South Second Street, Milwaukee, WI 53204-2496 USA, Tel: (1) 414.382.2000, Fax: (1) 414.382.4444

EUROPE/MIDDLE EAST/AFRICA: Rockwell Automation NV, Pegasus Park, De Kleetlaan 12a, 1831 Diegem, Belgium, Tel: (32) 2 663 0600, Fax: (32) 2 663 0640

ASIA PACIFIC: Rockwell Automation, Level 14, Core F, Cyberport 3, 100 Cyberport Road, Hong Kong, Tel: (852) 2887 4788, Fax: (852) 2508 1846

Allen-Bradley, expanding human possibility, GuardLink, Guardmaster, and Rockwell Automation are trademarks of Rockwell Automation, Inc. Trademarks not belonging to Rockwell Automation are property of their respective companies.

Publication 440S-IN007D-EN-P - October 2020 | Supersedes Publication 440S-IN007C-EN-P - February 2019  
 Copyright © 2020 Rockwell Automation, Inc. All rights reserved. Printed in the U.S.A.



PN-606273

PN-606273

10005788263 Ver 00