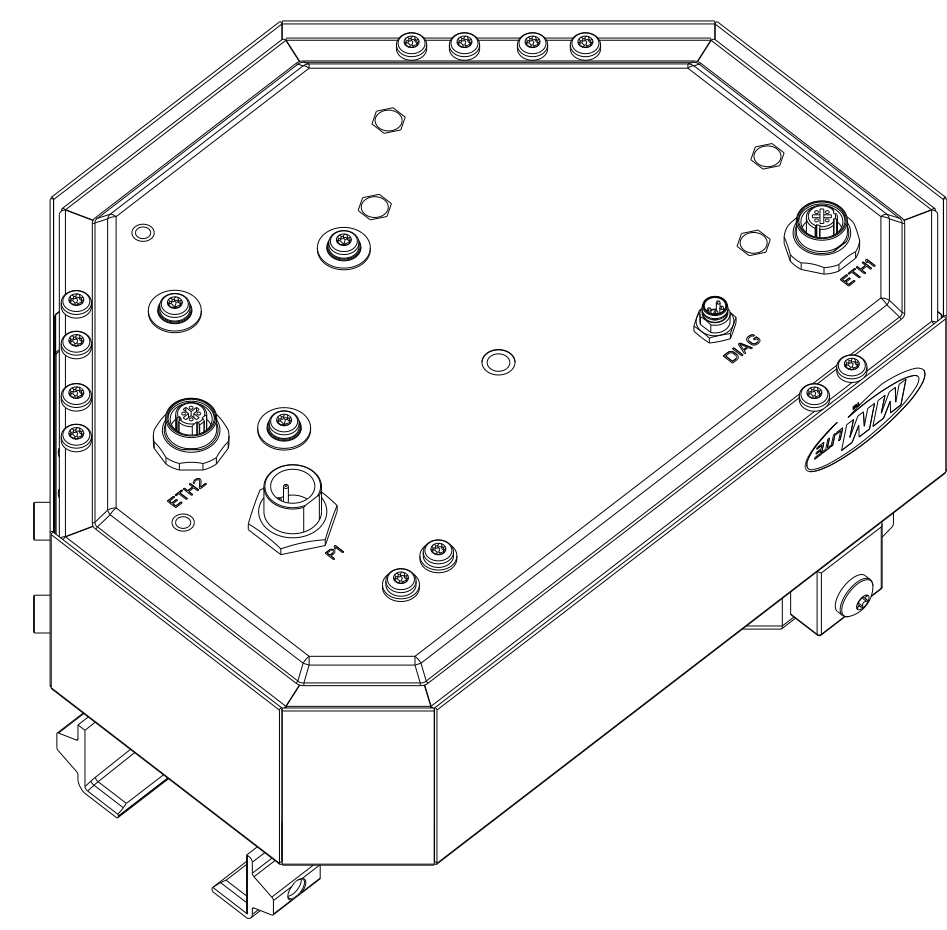
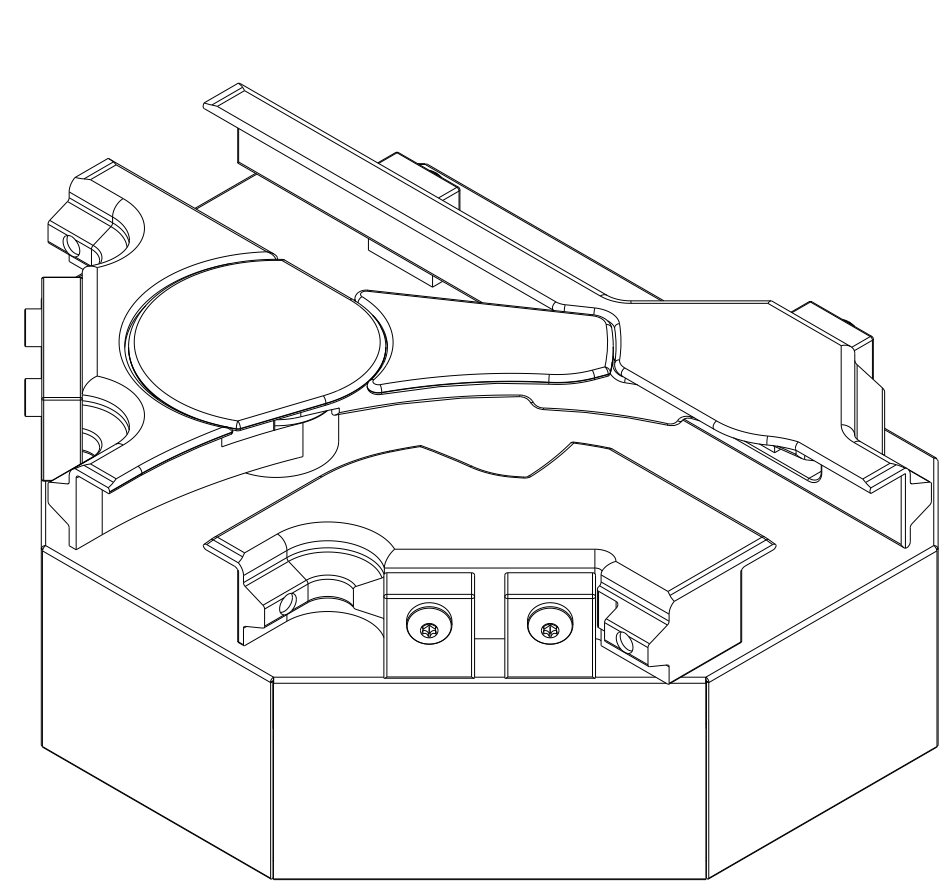


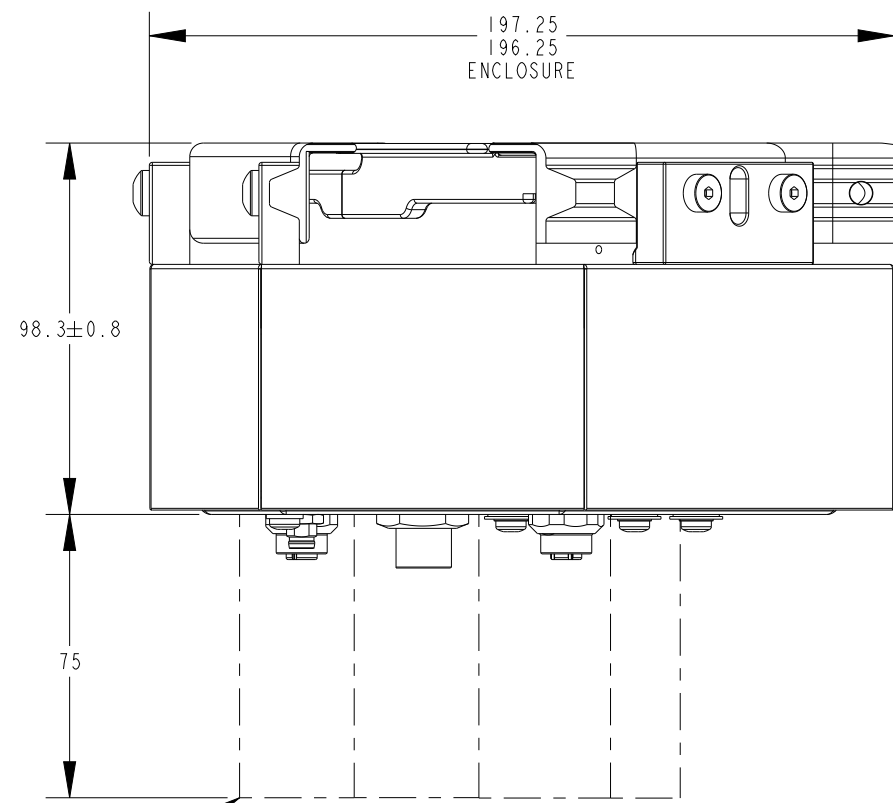
CRITICAL TO QUALITY CLASSIFICATION TABLE					
P=PERFORMANCE, F=FIT, A=ASSEMBLY					
X=IDENTIFIES APPLICABLE CLASSIFICATION(S)					
◇=ENGINEERING AND/OR MANUFACTURING REQUIREMENT					
Ⓜ=REGULATORY REQUIREMENT-CONFORMANCE IS MANDATORY					
COMMENTS	DRAWING ZONE	P	F	A	R
ROHS	GI-HI				X



MUST COMPLY WITH ROCKWELL AUTOMATION ENVIRONMENTAL SPECIFICATION 970-20-01

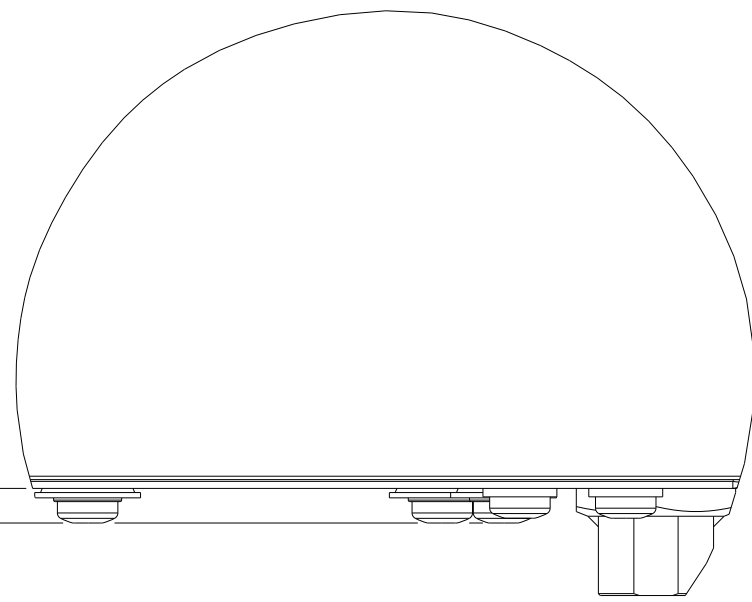
- NOTES:
1. ALL DIMENSIONS ARE IN MM
 2. BREAK ALL SHARP EDGES
 3. CLEAN AND DEBURR
 4. USE MIN BEND RADI

A. CHOUMACH	1:2	XXXXX-XXX-XX	1.6	SEE BOM	10004896283	PN-518256	
ENGINEER	SCALE	WORKMANSHIP STANDARDS	FINISH	MATERIAL	MODEL/DIR NO.	PART/MMR NUMBER	
DIMENSION UNITS-mm DIMENSIONS APPLY BEFORE SURFACE TREATMENT.		ALL UNDIMENSIONED GEOMETRIES ARE CONTROLLED BY THE CAD MODEL. IN CASE OF DIMENSION DISCREPANCY, CAD MODEL OVERRIDES.		<h1>Rockwell Automation</h1>		CONFIDENTIAL AND PROPRIETARY INFORMATION. THIS DOCUMENT CONTAINS CONFIDENTIAL AND PROPRIETARY INFORMATION OF ROCKWELL AUTOMATION, INC. AND MAY NOT BE USED, COPIED OR DISCLOSED TO OTHERS, EXCEPT WITH THE AUTHORIZED WRITTEN PERMISSION OF ROCKWELL AUTOMATION, INC.	
UNSPECIFIED TOLERANCES ARE AS FOLLOWS: X.XX ±0.13 X.X ±0.25 X. ±0.5 DEG ±0.5° TORQUE ±25%		THIRD ANGLE PROJECTION 					DATE: 2019-06-18 SHEET 1 OF 3
				ICD, MOTOR, LT SW, AL RAIL, G4E-LF, ML		SIZE DIR B 10003966005	VER 01
				CREATED BY: APATEL II CHANGED BY: *****			



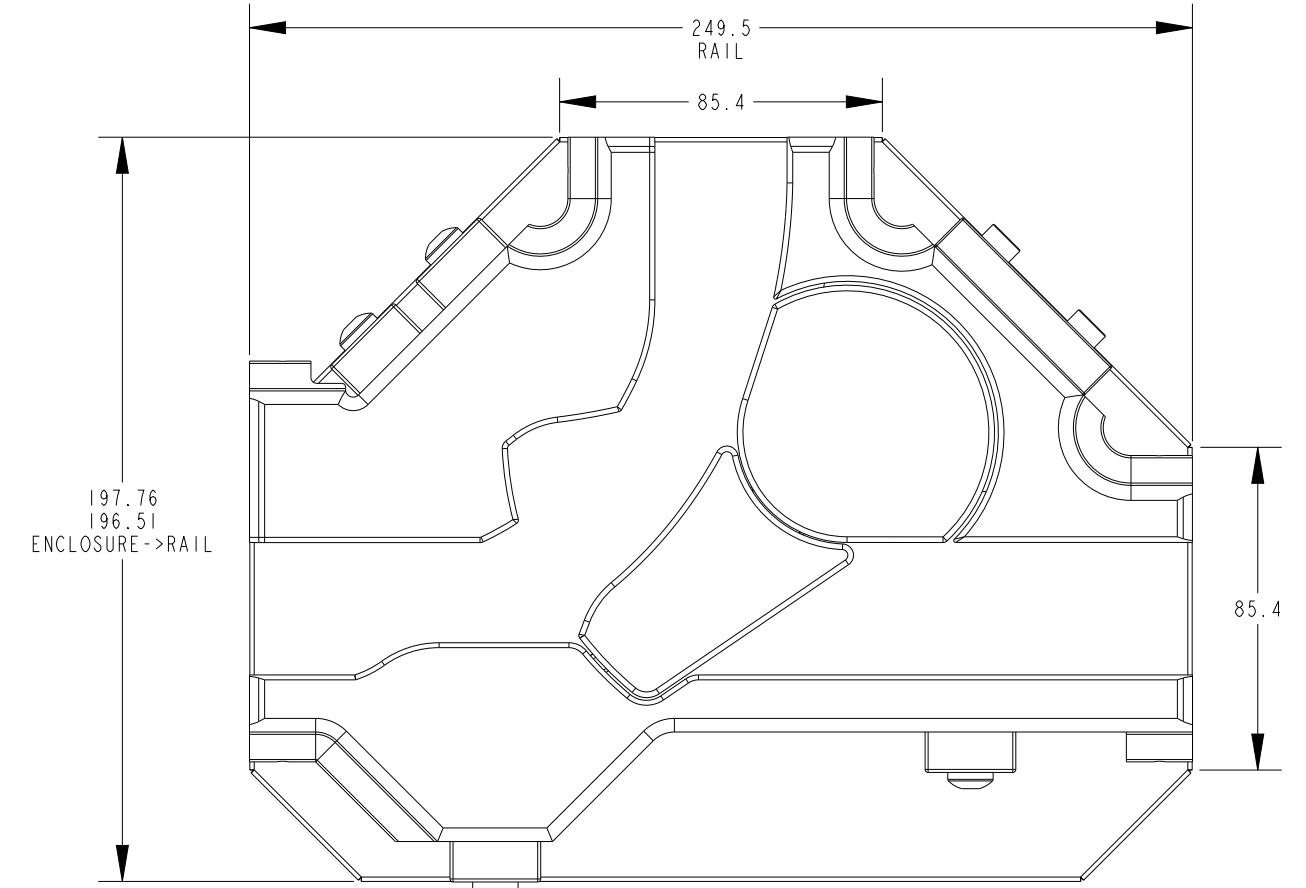
4X CLEARANCE NEEDED FOR CABLE CONN. & WIRE BEND RADIUS

30

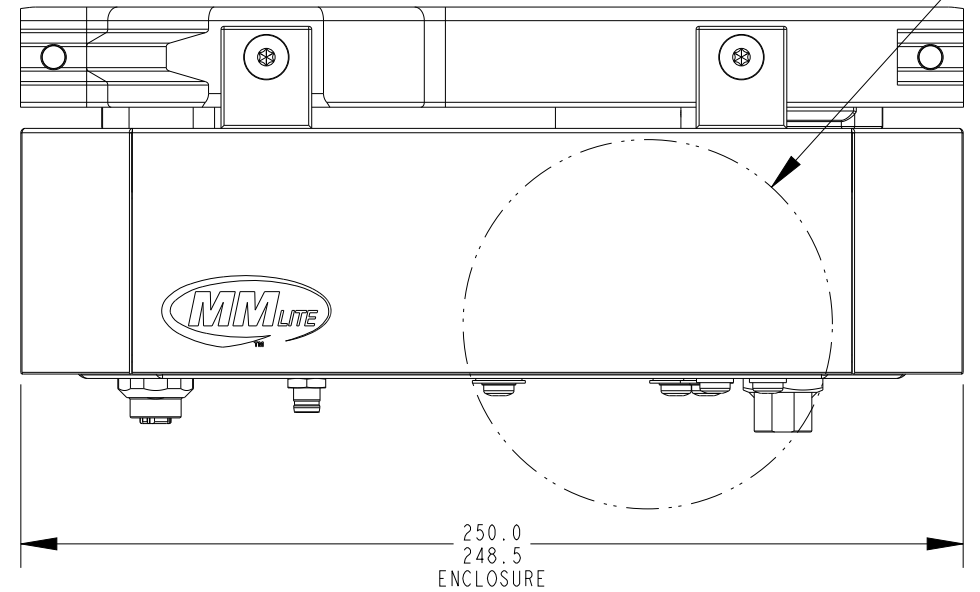


4.6
SCREWHEAD CLEARANCE
REQUIRED 5X

DETAIL A
SCALE 1.000



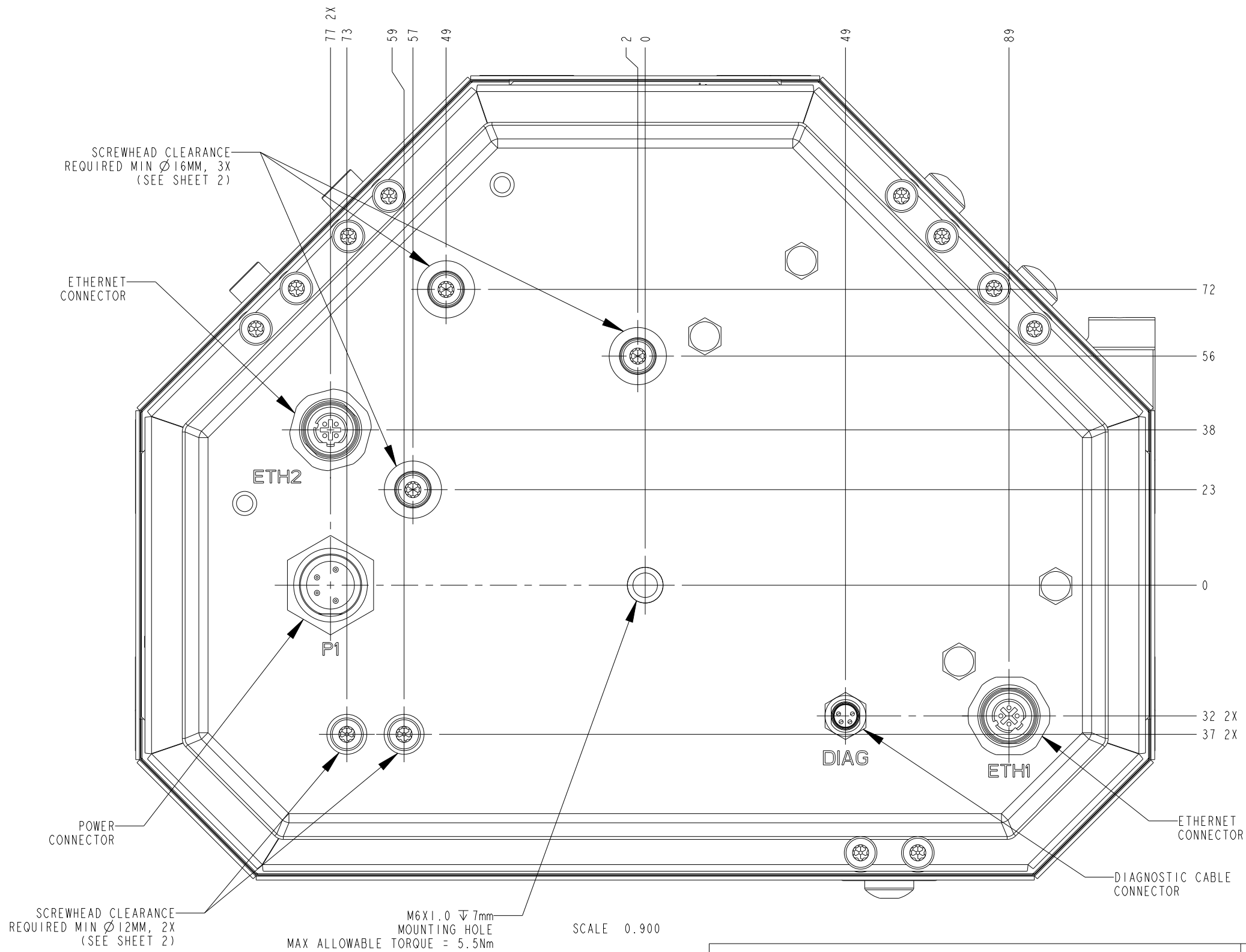
SEE DETAIL A



**Rockwell
Automation**

CONFIDENTIAL AND PROPRIETARY INFORMATION.
THIS DOCUMENT CONTAINS CONFIDENTIAL AND PROPRIETARY
INFORMATION OF ROCKWELL AUTOMATION, INC. AND MAY
NOT BE USED, COPIED OR DISCLOSED TO OTHERS, EXCEPT
WITH THE AUTHORIZED WRITTEN PERMISSION OF ROCKWELL
AUTOMATION, INC.

DESCRIPTION	ICD, MOTOR, LT SW, AL RAIL, G4E-LF, ML		DATE: 2019-06-18	SHEET 2 OF 3	
	SIZE	DIR	VER		
CREATED BY: APATEL I I	CHANGED BY: *****	B	10003966005	01	



Rockwell Automation		CONFIDENTIAL AND PROPRIETARY INFORMATION. THIS DOCUMENT CONTAINS CONFIDENTIAL AND PROPRIETARY INFORMATION OF ROCKWELL AUTOMATION, INC. AND MAY NOT BE USED, COPIED OR DISCLOSED TO OTHERS, EXCEPT WITH THE AUTHORIZED WRITTEN PERMISSION OF ROCKWELL AUTOMATION, INC.	
ICD, MOTOR, LT SW, AL RAIL, G4E-LF, ML		DATE: 2019-06-18	SHEET 3 OF 3
DESCRIPTION	CREATED BY: APATEL I I	CHANGED BY: *****	VER
B	10003966005	01	01