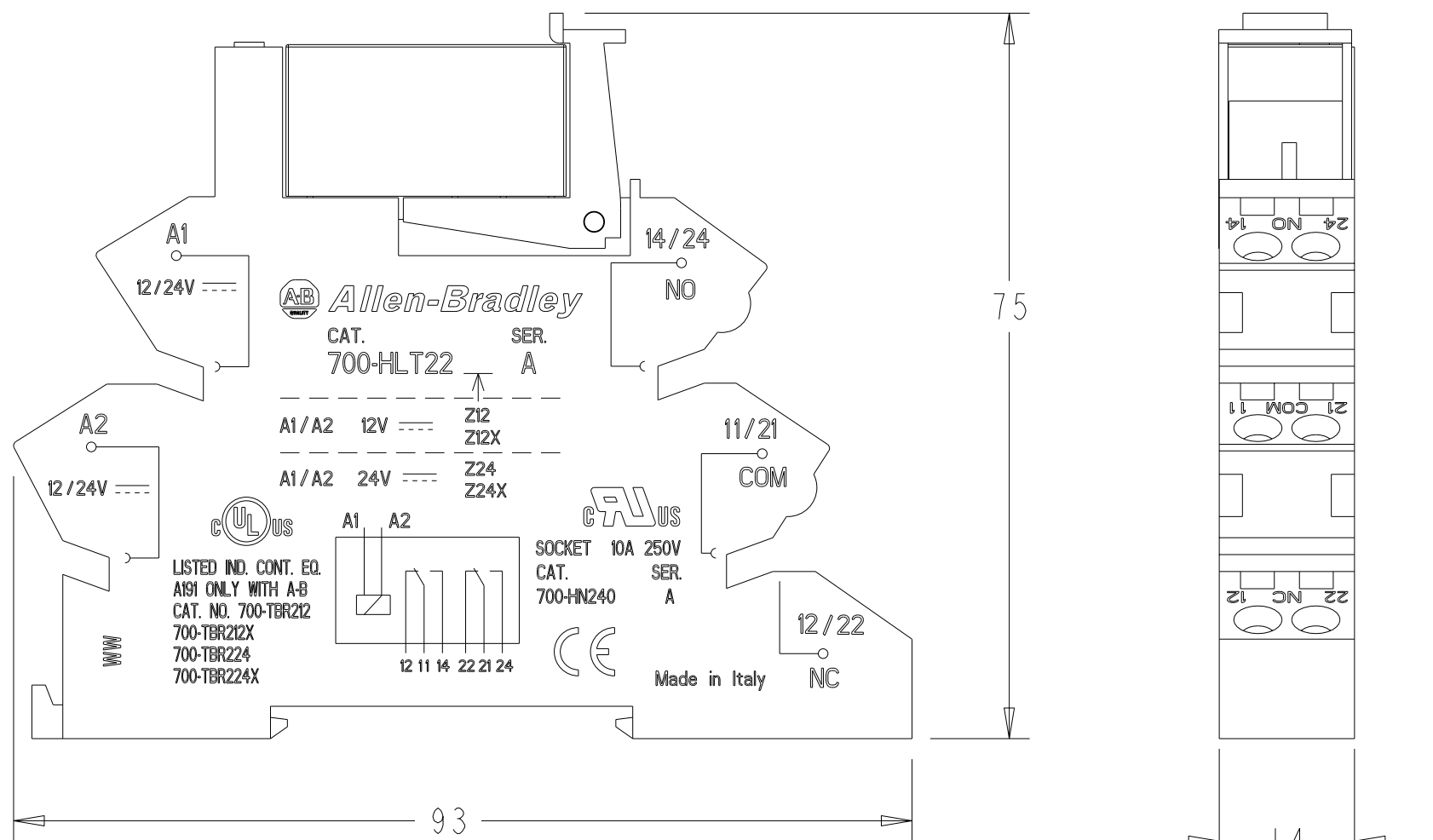
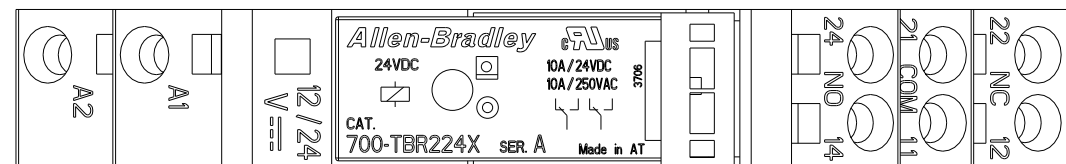
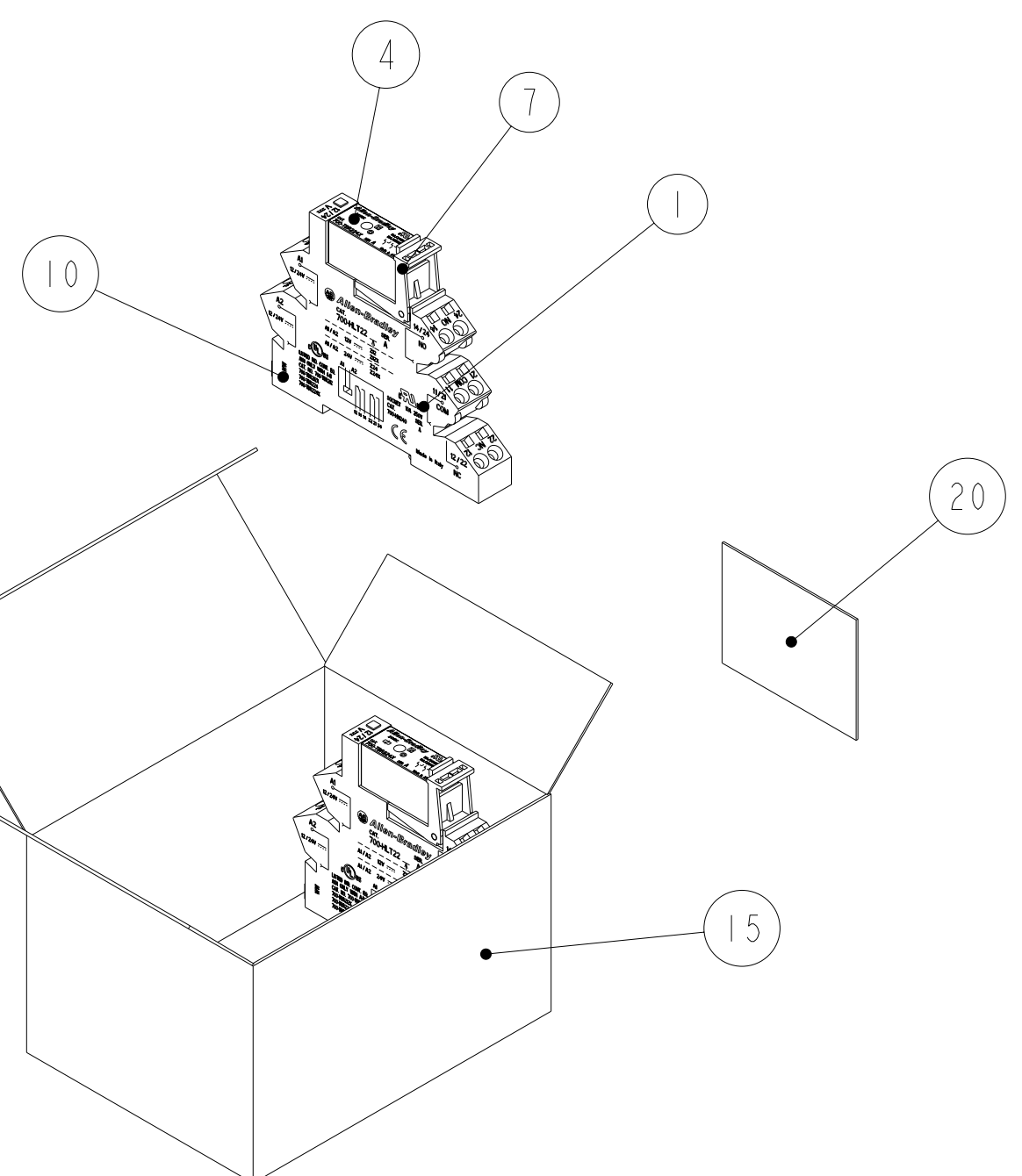


1 2 3 4 5 6 7 8



ASSEMBLY -04 SHOWN



BILL OF MATERIALS

AMOUNT PER ASSEMBLY											PRT. REQ.	PART NUMBER	DESCRIPTION	IT.												
												SEE NOTE 1	SOCKET/RELAY ASSY	1												
											X	46811-616-01	RELAY IMAGE & ORIENT.	4												
												46811-616-05	RELAY IMAGE & ORIENT.													
												46811-616-02	RELAY IMAGE & ORIENT.													
												46811-616-06	RELAY IMAGE & ORIENT.													
												46811-616-03	RELAY IMAGE & ORIENT.													
												46811-616-07	RELAY IMAGE & ORIENT.													
												46811-616-02	RELAY IMAGE & ORIENT.													
												46811-616-06	RELAY IMAGE & ORIENT.													
												46811-616-04	RELAY IMAGE & ORIENT.													
												46811-616-08	RELAY IMAGE & ORIENT.													
											X	46811-616-04	RELAY IMAGE & ORIENT.													
												46811-616-08	RELAY IMAGE & ORIENT.													
												SEE NOTE 1	RETAINER CLIP - BLACK	7												
												46811-617-01	SOCKET IMAGE & ORIENT.	10												
												46811-617-01	SOCKET IMAGE & ORIENT.													
												46811-617-01	SOCKET IMAGE & ORIENT.													
												46811-617-01	SOCKET IMAGE & ORIENT.													
												46811-617-02	SOCKET IMAGE & ORIENT.													
												46811-617-02	SOCKET IMAGE & ORIENT.													
												46811-617-02	SOCKET IMAGE & ORIENT.													
												46811-617-03	SOCKET IMAGE & ORIENT.													
												46811-617-03	SOCKET IMAGE & ORIENT.													
												46811-617-04	SOCKET IMAGE & ORIENT.													
												46811-617-04	SOCKET IMAGE & ORIENT.													
												46811-617-04	SOCKET IMAGE & ORIENT.													
												46811-617-05	SOCKET IMAGE & ORIENT.													
												46811-617-05	SOCKET IMAGE & ORIENT.													
											0.1	0.1	0.1	0.1	0.1	0.1	0.1	0.1	0.1	0.1	0.1	SEE NOTE 1	CARTON	15		
											0.1	0.1	0.1	0.1	0.1	0.1	0.1	0.1	0.1	0.1	0.1	SEE NOTE 1	CARTON LABEL	20		
											X	X	X	X	X	X	X	X	X	X	X	41110-179	CARTON LABEL GUIDELINE			
											X	X	X	X	X	X	X	X	X	X	X	46811-417	PERFORMANCE SPEC.			
											X	X	X	X	X	X	X	X	X	X	X	40001-604	WORKMANSHIP STANDARDS			
											-12	-11	-10	-09	-08	-07	-06	-05	-04	-03	-02	-01	ASSY CHG. NO. CHAR.	GENERAL NOTES: 1) PART SUPPLIED BY VENDOR.		
											700-HLT22U2X	700-HLT22U2	700-HLT22U1X	700-HLT22U1	700-HLT22U24X	700-HLT22U24	700-HLT22Z48X	700-HLT22Z48	700-HLT22Z24X	700-HLT22Z24	700-HLT22Z12X	700-HLT22Z12	SUB-TITLE			

REFERENCES REVISION AUTHORIZATION 1 1018266		DIMENSIONS APPLY BEFORE SURFACE TREATMENT DIMENSIONS IN MILLIMETERS TOLERANCES UNLESS OTHERWISE SPECIFIED 0 TO 6mm ±0.1 >6 TO 30mm ±0.2 >30mm ±0.3 ALL RADII ±0.2 ANGLES ±1°	MAIN ASSEMBLY 14mm TERMINAL BLOCK RELAYS SPRING CLAMP TERMINAL - BUL. 700-HL Rockwell Automation	THIS DRAWING IS THE PROPERTY OF ROCKWELL AUTOMATION, INC. OR ITS SUBSIDIARIES AND MAY NOT BE COPIED, USED OR DISCLOSED FOR ANY PURPOSE EXCEPT AS AUTHORIZED IN WRITING BY ROCKWELL AUTOMATION, INC.
DR. G. FILLUS CHKD. R. POHL APPD. R. POHL		DATE 3-3-05 DATE 10-5-05 DATE 10-5-05	SHEET 1 OF 1 DWG SIZE C 46811-471	

PARTS MUST CONFORM TO APPLICABLE ROCKWELL AUTOMATION MANUFACTURING STANDARDS
CAD DOCUMENT
 FILE NAME 46811_471