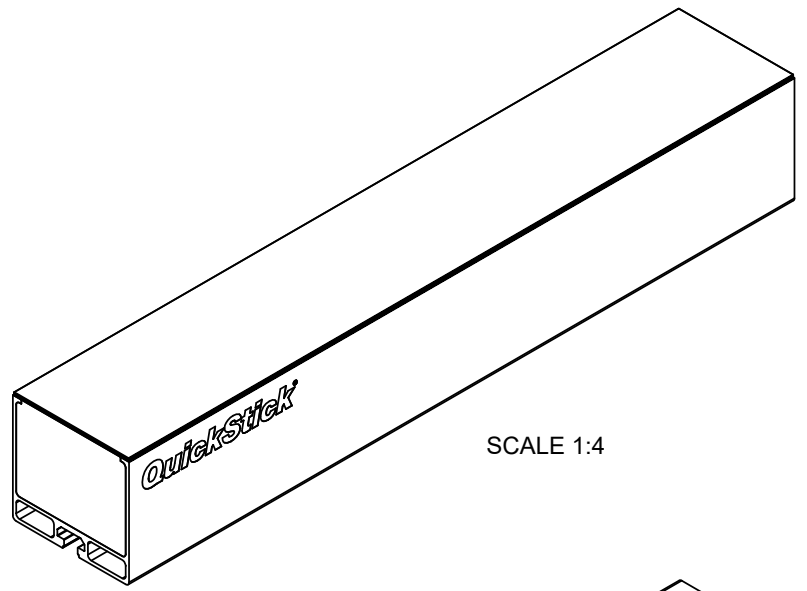
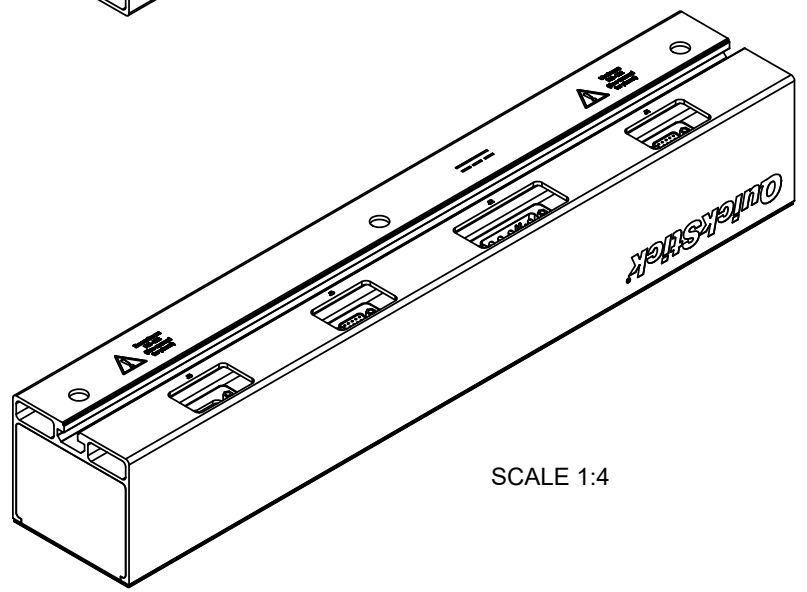


PART NUMBER SUMMARY / DIR NO: 701-1331-01	
MATERIAL MASTER NO.	DESCRIPTION
700-1433-03	QS100 GEN 2, 1/2M, TOP ASSY
PN-581723	QS100 PLUS, 1/2M, TOP ASSY

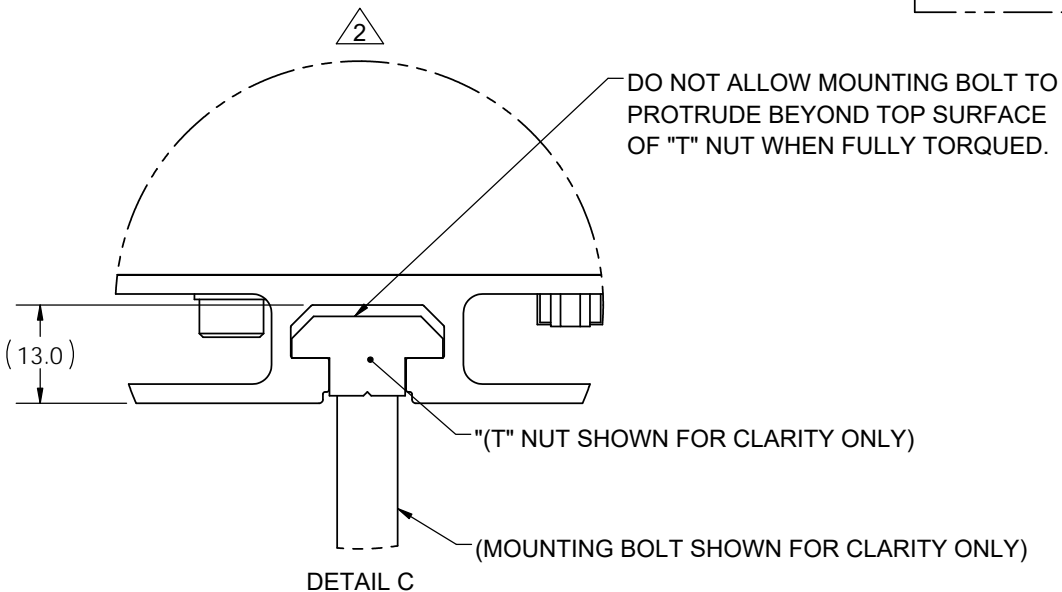
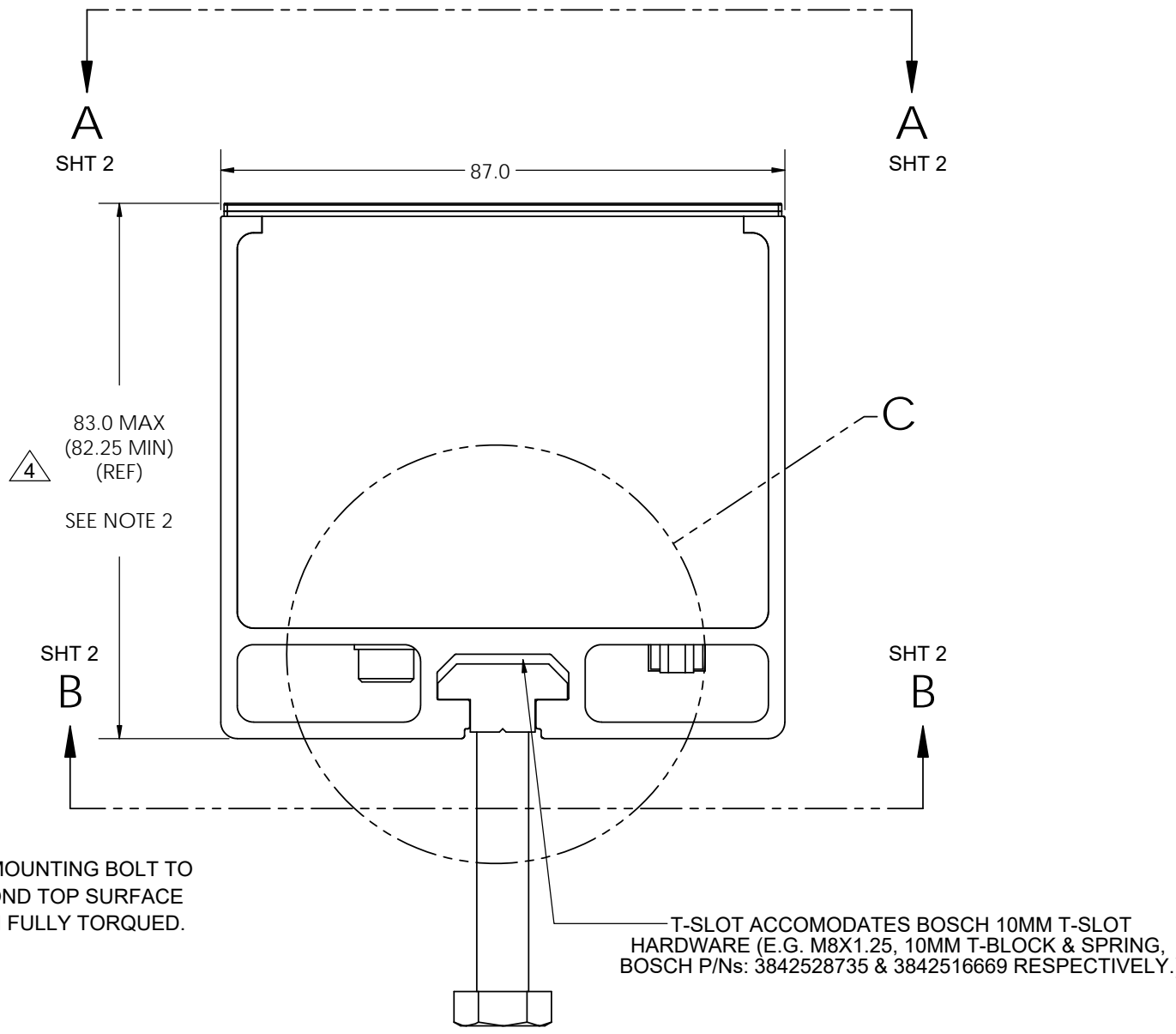
3



SCALE 1:4



SCALE 1:4



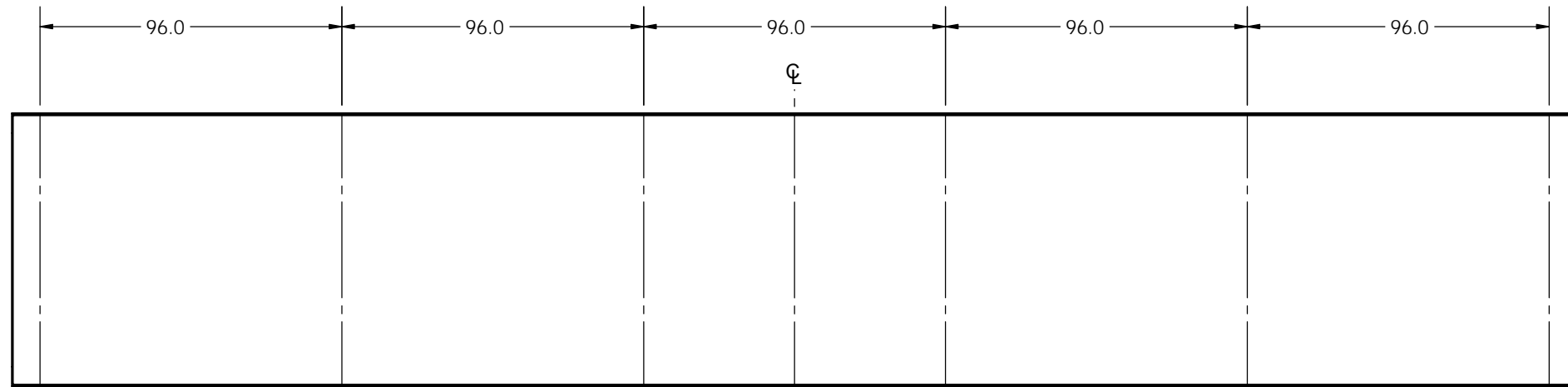
DETAIL C

NOTES:

- 1. SEE 703-1331-01 FOR ICM (INTERFACE CONTROL MODEL)
- 2. STATORS AT (82.25 REF) MINIMUM HEIGHT CAN BE SHIMMED TO 83.0 MAX
- 3. CUSTOMER MOUNTING SURFACE FLATNESS SPECIFICATION ALONG 0.5 M LENGTH: $\square 0.13$

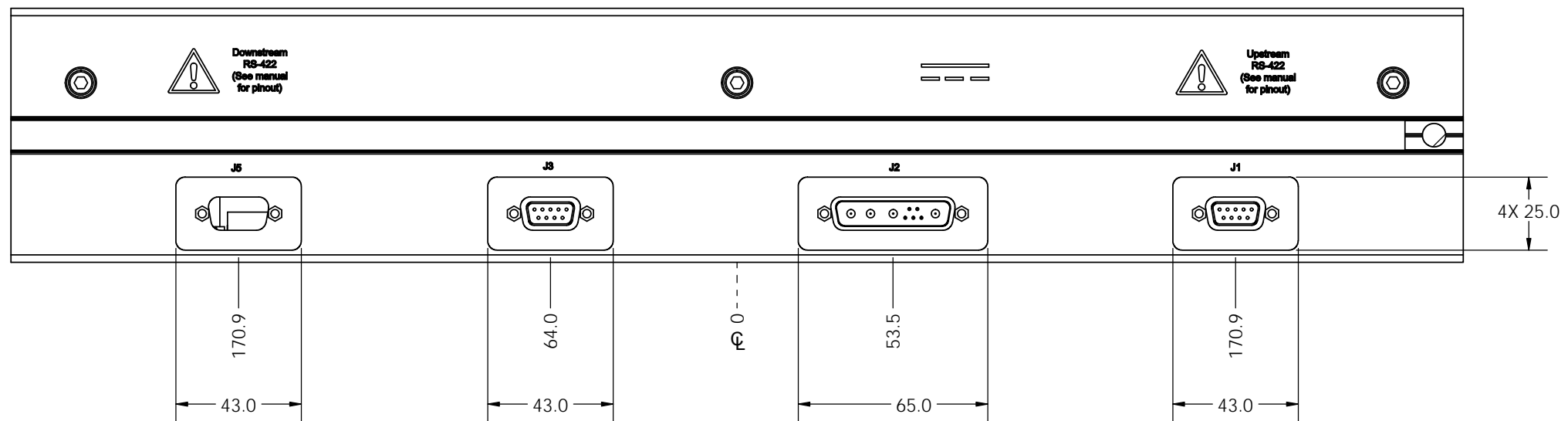
- 4 HEIGHT DIMENSION
SHIM NOTE
MOUNTING SURFACE FLATNESS SPECIFICATION NOTE
- 3 ADDED PN SUMMARY TABLE
- 2 DETAIL ADDED CALLING OUT BOLT PROTRUISON LIMIT

UNLESS OTHERWISE SPECIFIED			MAGNEMOTION Rockwell Automation Confidential Copyright© 2018 The information contained in this drawing is the sole property of MagneMotion Rockwell Automation. Any reproduction in part or whole without the written permission of MagneMotion Rockwell Automation Company is prohibited.	INTERPRET DRAWING PER ANSI Y14.5M-1982		 THIRD-ANGLE PROJECTION	PROJECT Primary	DATE 2012-01-11	MagneMotion A Rockwell Automation Company 139 Barnum Road Devens, MA 01434 USA (978) 757-9100	TITLE ICD, QUICKSTICK, 1/2M, QS100	REV 04
ALL DIMENSIONS IN MM	SURFACE FINISH [63] 1.6	TOLERANCES X.XX ± 0.13 X.X ± 0.25 X ± 0.5 DEG ± 0.5° TORQUE ± 25%		DO NOT SCALE DRAWING	SHEET SIZE B		CAD PKG: SolidWorks 2015	SCALE 1:1		ENGINEER M.BOTTASSO	DRAWN BY J O'NEIL
BREAK ALL SHARP EDGES					CAD FILE: 701-1331-01.SLDDRW	MATERIAL: SEE BOM			CAGE CODE: 1LR11		



VIEW A-A
MOTOR BLOCK REGIONS
SCALE 1 : 2

SEE QUICKSTICK DOCUMENTATION
FOR MOTOR BLOCK DEFINITIONS



VIEW B-B
ROTATED 90° CW
SCALE 1 : 2

SEE ELECTRICAL ICD FOR
CONNECTOR DETAIL

MagneMotion
A Rockwell Automation Company
139 Barnum Road
Devens, MA 01434 USA
(978) 757-9100

TITLE: ICD, QUICKSTICK, 1/2M, QS100

REV
04

MATL MASTER: SEE TABLE

DIR NO: 701-1331-01

MATERIAL: SEE BOM

CAGE CODE: 1LR11

CAD FILE: 701-1331-01.SLDDRW

SHEET 2 OF 2