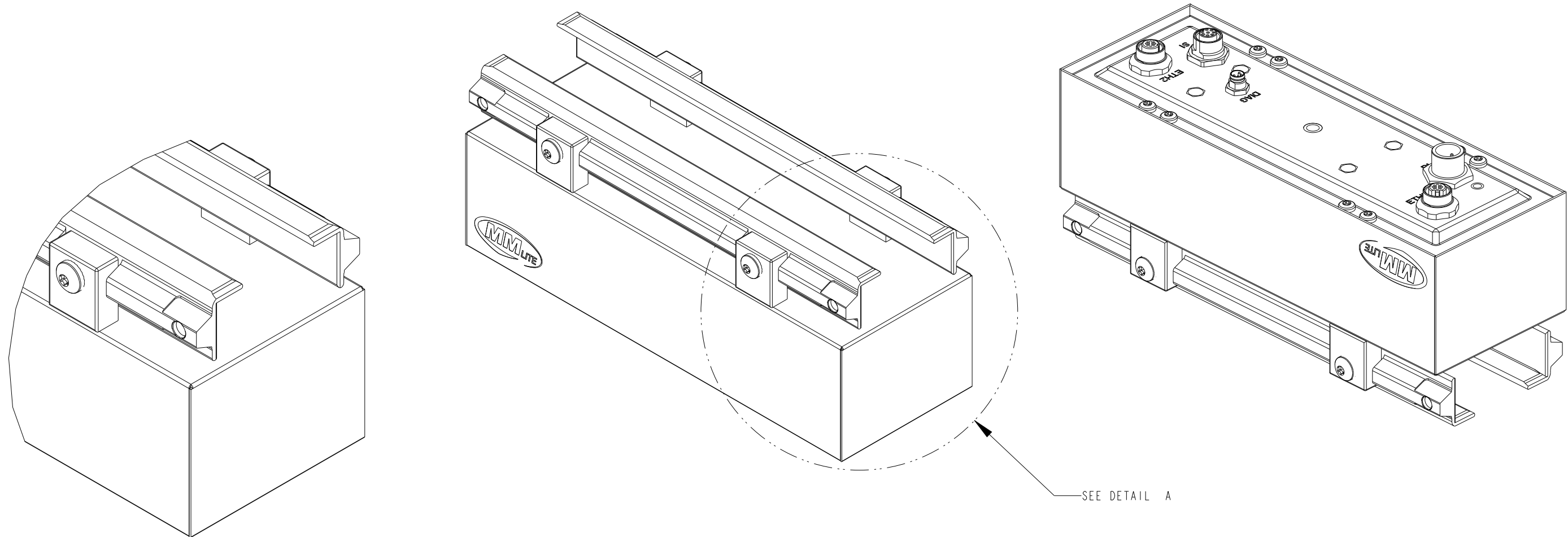


PART NUMBER SUMMARY		
MATERIAL MASTER NO.	3D DIR	DESCRIPTION
700-1708-20	10004325032	ASSY, MOTOR, 250MM, AL RAILS, G4E, ML
700-1708-23	10004325035	ASSY, MOTOR, 250MM, AL RAILS, SYNC, G4E, ML

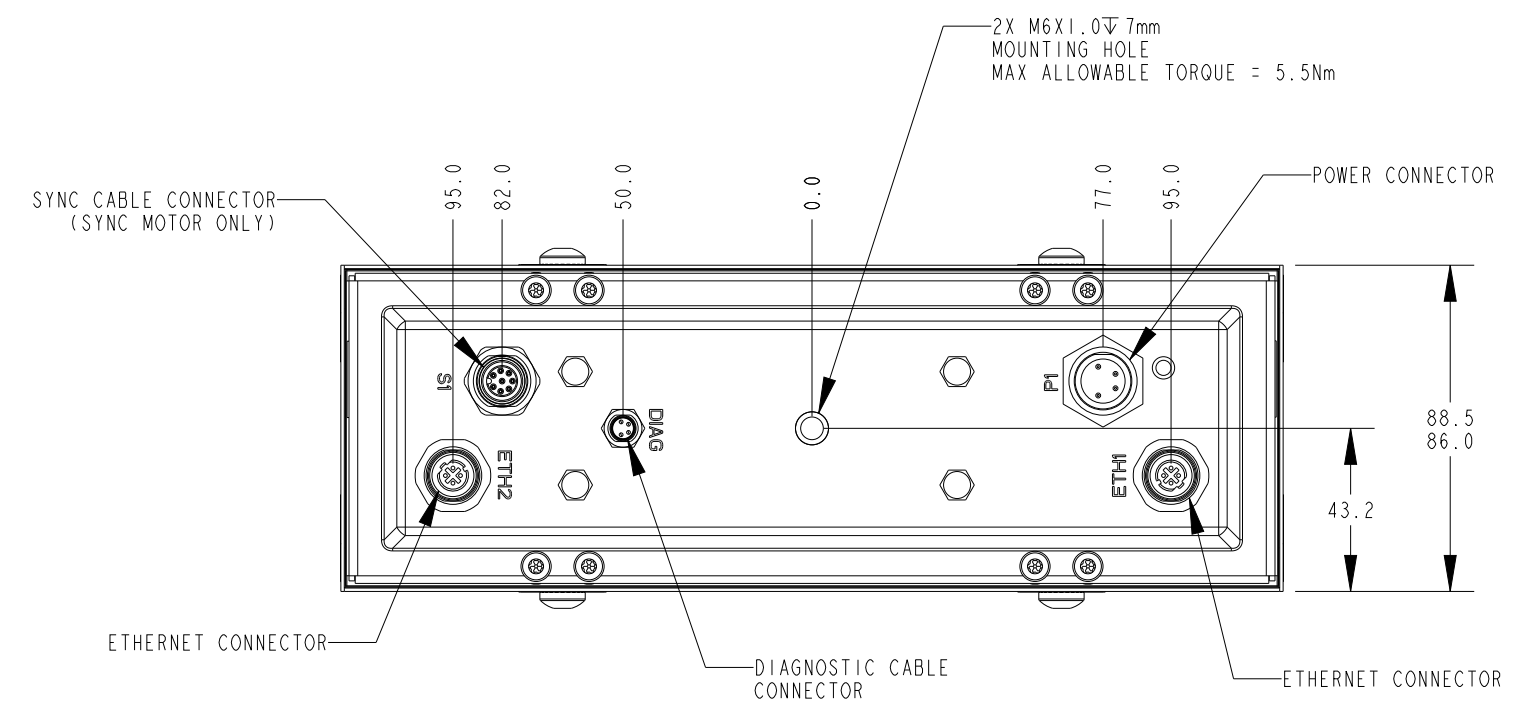
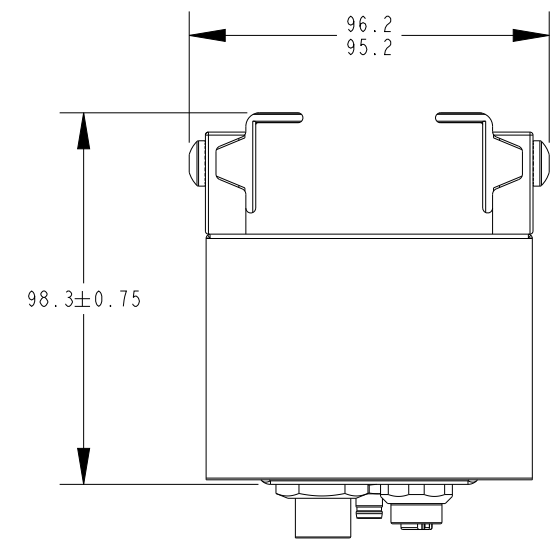
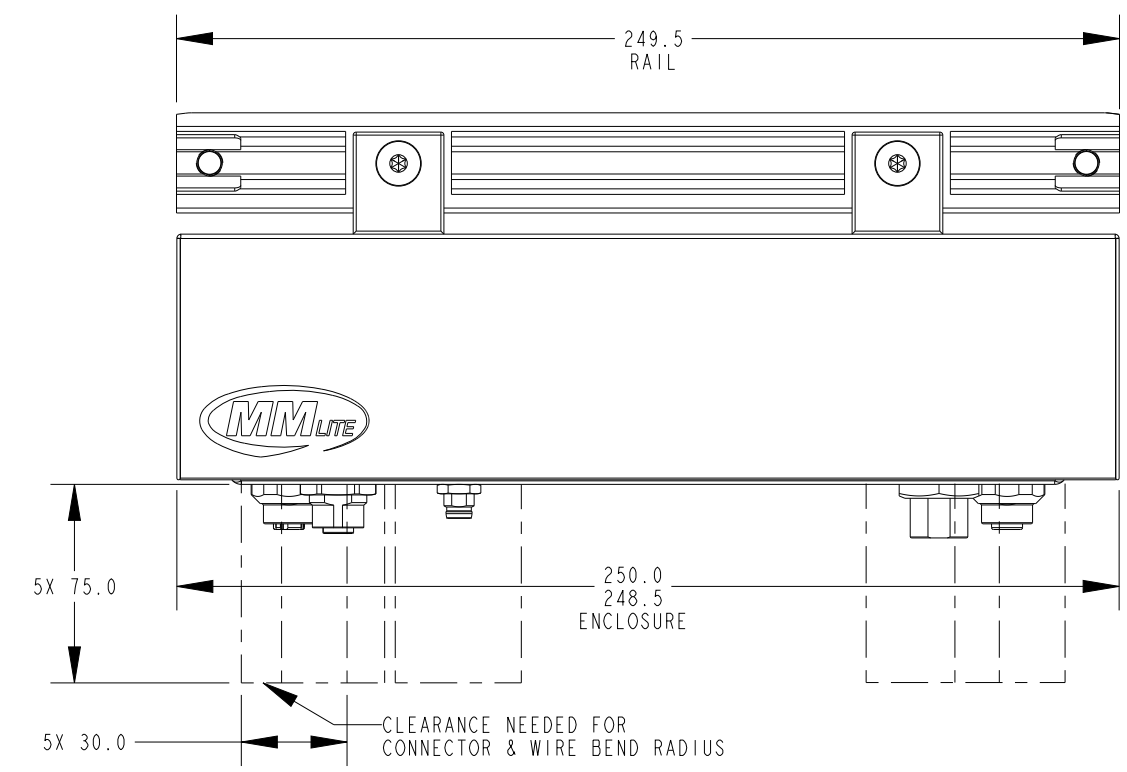
CRITICAL TO QUALITY CLASSIFICATION TABLE					
P=PERFORMANCE, F=FIT, A=ASSEMBLY					
X=IDENTIFIES APPLICABLE CLASSIFICATION(S)					
◇=ENGINEERING AND/OR MANUFACTURING REQUIREMENT					
Ⓜ=REGULATORY REQUIREMENT-CONFORMANCE IS MANDATORY					
COMMENTS	DRAWING ZONE	P	F	A	R
ROHS	G1-HI				X



DETAIL A  
SCALE 0.667

MUST COMPLY WITH ROCKWELL  
 AUTOMATION ENVIRONMENTAL  
 SPECIFICATION 970-20-01

E. GARDNER	1:3	XXXXX-XXX-XX	1.6	SEE BOM	10004325038	SEE TABLE
ENGINEER	SCALE	WORKMANSHIP STANDARDS	FINISH	MATERIAL	MODEL/DIR NO.	PART/MMR NUMBER
DIMENSION UNITS-mm DIMENSIONS APPLY BEFORE SURFACE TREATMENT.		ALL UNDIMENSIONED GEOMETRIES ARE CONTROLLED BY THE CAD MODEL. IN CASE OF DIMENSION DISCREPANCY, CAD MODEL OVERRIDES.		<h1>Rockwell Automation</h1>		CONFIDENTIAL AND PROPRIETARY INFORMATION. THIS DOCUMENT CONTAINS CONFIDENTIAL AND PROPRIETARY INFORMATION OF ROCKWELL AUTOMATION, INC. AND MAY NOT BE USED, COPIED OR DISCLOSED TO OTHERS, EXCEPT WITH THE AUTHORIZED WRITTEN PERMISSION OF ROCKWELL AUTOMATION, INC.
UNSPECIFIED TOLERANCES ARE AS FOLLOWS: X.XX ±0.13 X.X ±0.25 X. ±0.5 DEG ±0.5° TORQUE ±25%		THIRD ANGLE PROJECTION 				
				DESCRIPTION	SIZE	DIR
				ICD, MOTOR, 250MM, AL RAILS, SYNC, G4E, ML	B	701-1708-23
				CREATED BY: ABHAYAR	VER	01
				CHANGED BY: *****		



		CONFIDENTIAL AND PROPRIETARY INFORMATION. THIS DOCUMENT CONTAINS CONFIDENTIAL AND PROPRIETARY INFORMATION OF ROCKWELL AUTOMATION, INC. AND MAY NOT BE USED, COPIED OR DISCLOSED TO OTHERS, EXCEPT WITH THE AUTHORIZED WRITTEN PERMISSION OF ROCKWELL AUTOMATION, INC.		
		DATE: 2018-10-03	SHEET 2 OF 2	
DESCRIPTION	ICD, MOTOR, 250MM, AL RAILS, SYNC, G4E, ML			
	SIZE	DIR	VER	
CREATED BY: ABHAYAR	CHANGED BY: *****	<b>B</b>	<b>701-1708-23</b>	<b>01</b>