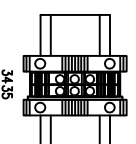
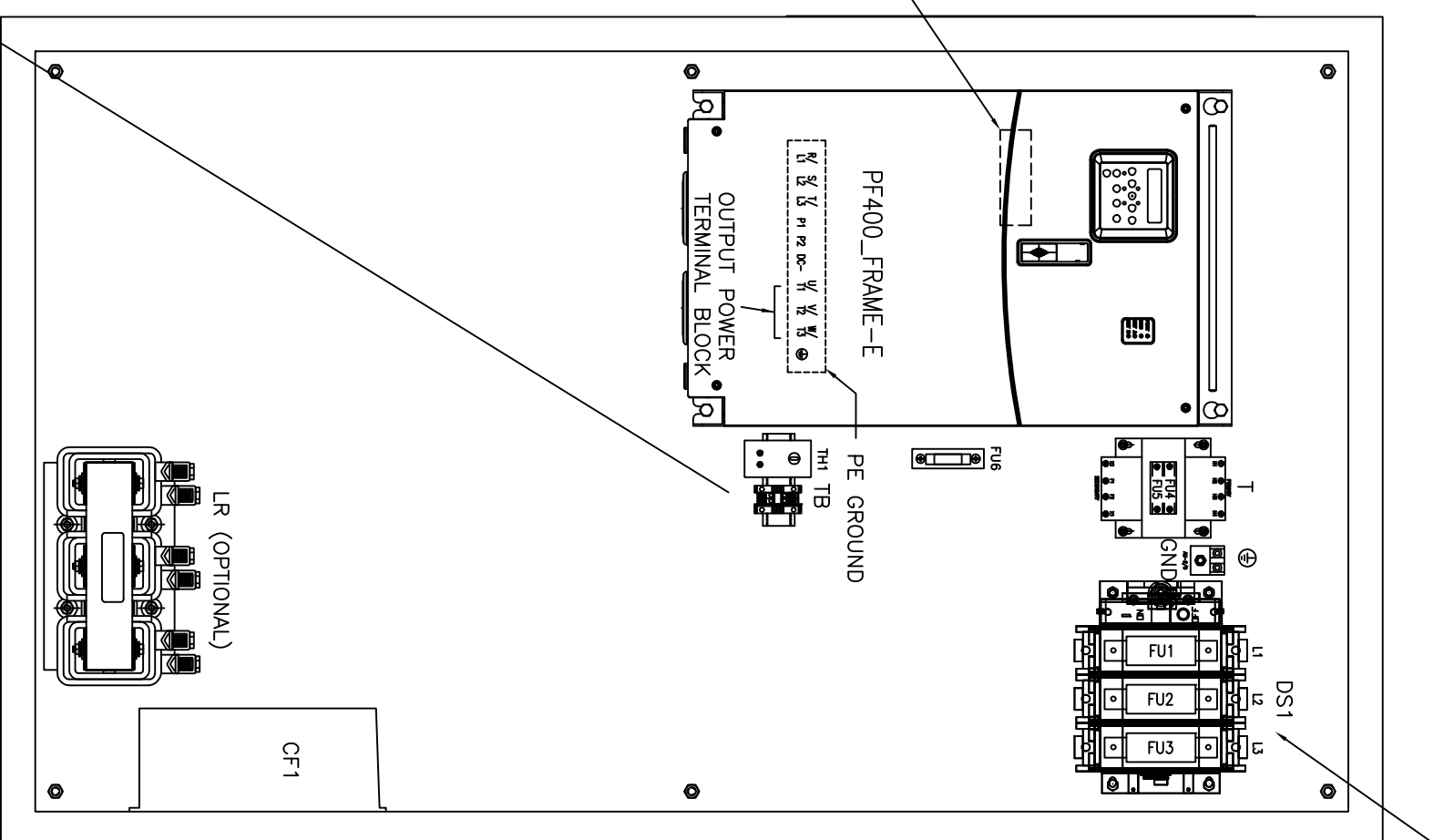


FRONT VIEW

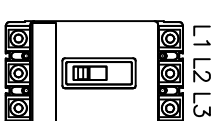


INSIDE VIEW



INPUT POWER TERMINAL BLOCK

OPTIONAL CIRCUIT BREAKER



DATE	BY	APPROVAL
	DESIGN REVIEW	
	FDR MANUFACTURING	
	AS SHIPPED	
	AS COMMISSIONED	

REV.	DATE	BY	ECN/CR. NO.
A	2/2/06	REH	
B	8/3/06	JCL	
C	11/15/06	REH	
D	12/22/06	REH	
E	2/7/08	JCL	

DR.	BY REH/ACI	CHK.	BY JCL/ACI	ENG.	DATE	DWG.	NO.	NEXT SH.	1	SH. IND.	1
DATE	11/21/05	DATE	2/7/08	DATE		95D01578					

Rockwell Automation

THIS DRAWING IS THE PROPERTY OF ROCKWELL AUTOMATION, INC. OR ITS SUBSIDIARIES AND MAY NOT BE COPIED, USED OR DISCLOSED FOR ANY PURPOSE EXCEPT AS AUTHORIZED IN WRITING BY ROCKWELL AUTOMATION, INC.

TITLE
LAYOUT DRAWING
PF400, FRAME E, STYLE A, 40-50HP @ 208VAC, 75-100HP @ 480VAC
NEMA 12