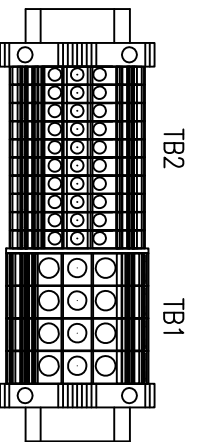
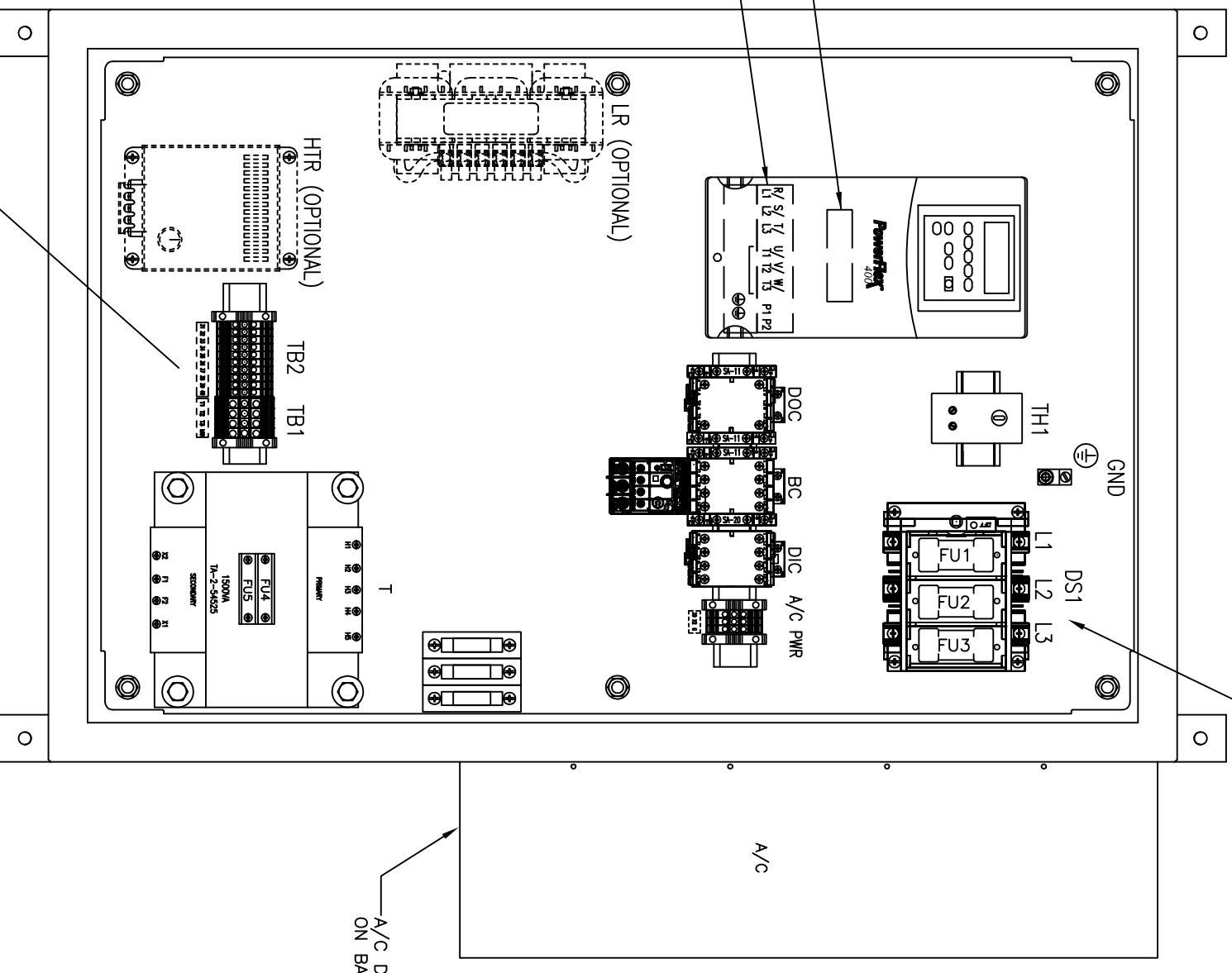


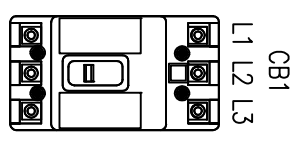
FRONT VIEW



INSIDE VIEW  
(DOOR NOT SHOWN FOR CLARITY)



OPTIONAL  
CIRCUIT BREAKER



DATE	BY	APPROVAL
	DESIGN REVIEW	
	FOR MANUFACTURING	
	AS SHIPPED	
	AS COMMISSIONED	

REV.	DATE	BY	ECN/CR. NO.
A	2/2/06	REH	
B	8/3/06	JCL	
C	11/15/06	REH	
D	12/22/06	REH	
E	6/20/08	ALB	

DR. BY	REH/ACI	CHK. BY	JCL/ACI	ENG. JFH/ACI	DWG. NO.	NEXT SH.	1	SH. IND.	1
DR.	11/18/05	CHK.	02/17/06	ENG.	11/18/06	95D01569	-		

THIS DRAWING IS THE PROPERTY OF ROCKWELL AUTOMATION, INC. OR ITS SUBSIDIARIES AND MAY NOT BE COPIED, USED OR DISCLOSED FOR ANY PURPOSE EXCEPT AS AUTHORIZED IN WRITING BY ROCKWELL AUTOMATION, INC.

TITLE  
LAYOUT DRAWING  
NEMA 4

PF400, FRAME C, STYLE B, 5-10HP @ 208VAC, 7.5-20HP @ 480VAC