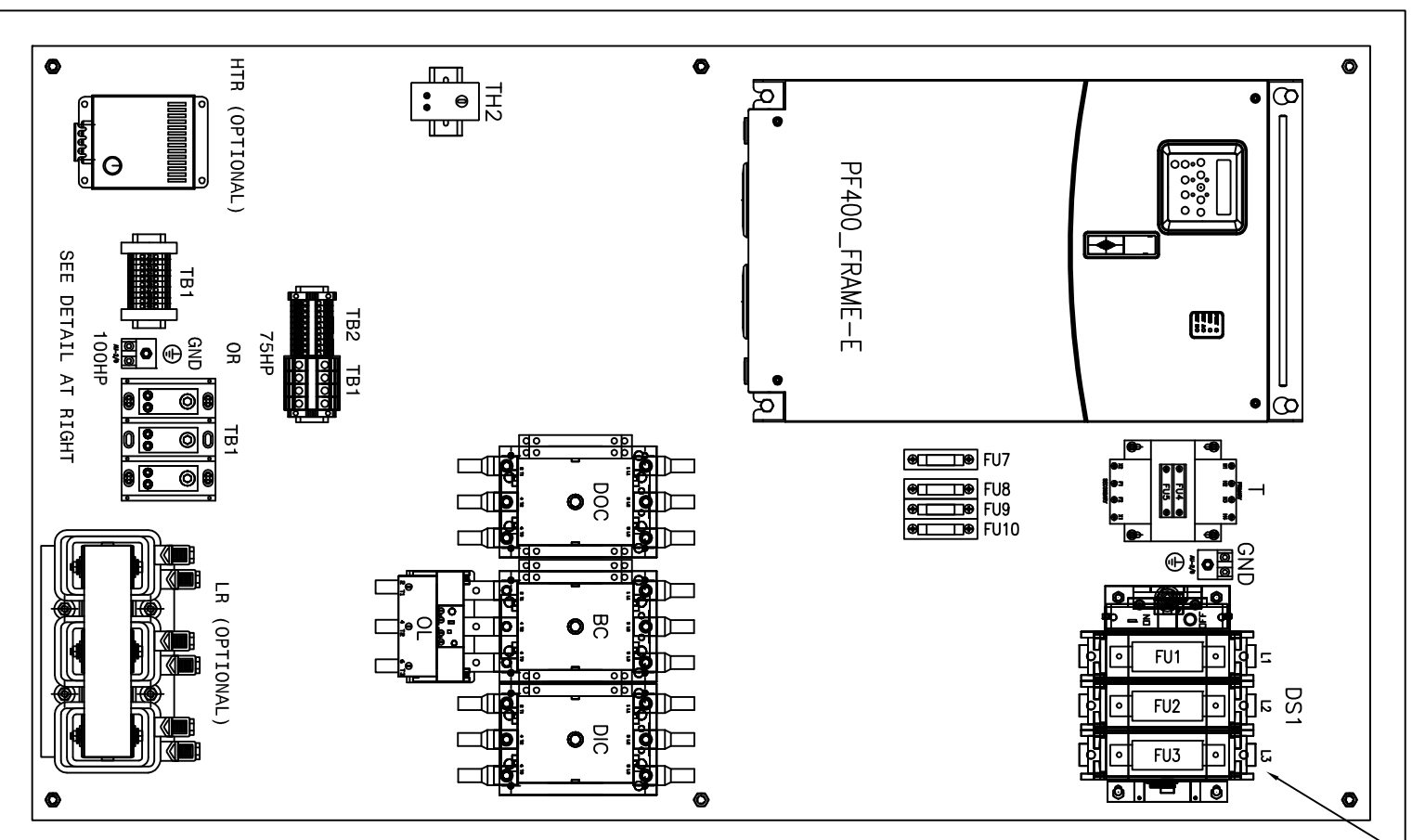


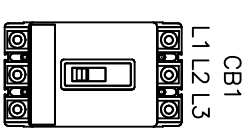
FRONT VIEW (A/C NOT SHOWN)



INSIDE VIEW

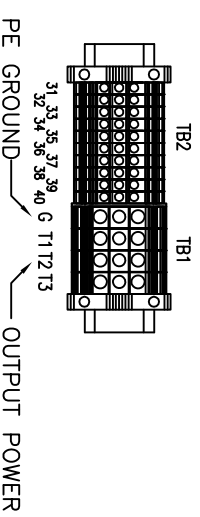
INPUT POWER
TERMINAL BLOCK

OPTIONAL
CIRCUIT
BREAKER

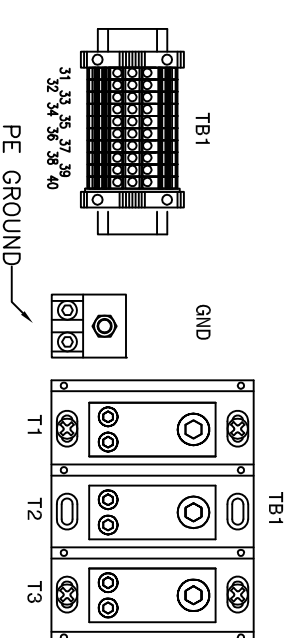


A/C

FU7
FU8
FU9
FU10



75HP



100HP

OUTPUT POWER
TERMINAL BLOCK

DATE	BY	APPROVAL
	DESIGN REVIEW	
	FDR MANUFACTURING	
	AS SHIPPED	
	AS COMMISSIONED	

REV.	DATE	BY	ECN/CR. NO.
A	2/3/06	REH	
B	8/3/06	JCL	
C	11/15/06	REG	
D	12/22/06	REH	

Rockwell Automation

THIS DRAWING IS THE PROPERTY OF ROCKWELL AUTOMATION, INC. OR ITS SUBSIDIARIES AND MAY NOT BE COPIED, USED OR DISCLOSED FOR ANY PURPOSE EXCEPT AS AUTHORIZED IN WRITING BY ROCKWELL AUTOMATION, INC.

TITLE: LAYOUT DRAWING
 PART: PF400, FRAME E, STYLE B, 40-50HP @ 208VAC, 75-100HP @ 480VAC
 NEMA 4

DR. BY REH/ACI	CHK. BY JCL/ACI	ENG. JFH/ACI	DWG. NO.	95D01573	NEXT SH.	1	SH. NO.	1
DATE 11/18/05	DATE 2/17/06	DATE 11/18/05						