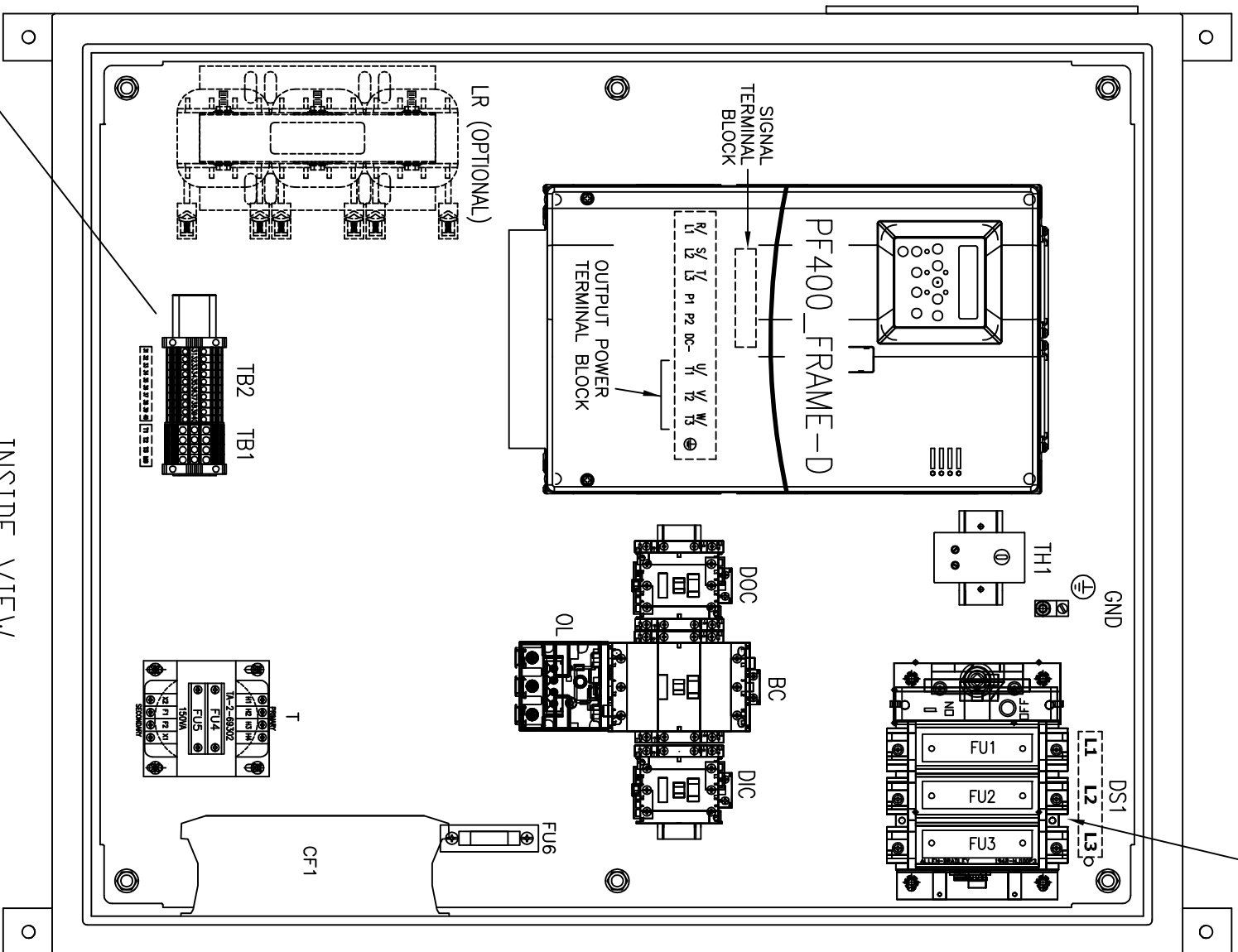
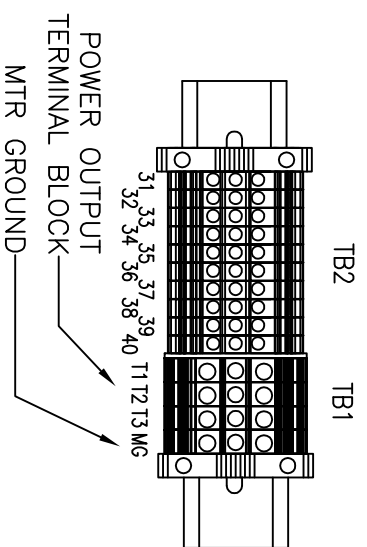


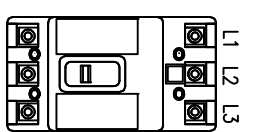
FRONT VIEW



INSIDE VIEW
DOOR NOT SHOWN FOR CLARITY

INPUT POWER
TERMINAL BLOCK

OPTIONAL CIRCUIT BREAKER
CB1



DATE	BY	APPROVAL
	DESIGN REVIEW	
	FDR MANUFACTURING	
	AS SHIPPED	
	AS COMMISSIONED	

REV.	DATE	BY	ECN/CR. NO.
A	2/3/06	REH	
B	8/3/06	JCL	
C	11/15/06	REH	
D	12/22/06	REH	
E	6/26/08	AVR	
F	7/2/08	ALB	

DR.	BY REH/ACI	CHK.	BY JCL/ACI	ENG.	JFH/ACI	DWG.	95D01581 -	NEXT	1	SH.	1
DATE	11/21/05	DATE	02/17/06	DATE	11/21/06	NO.		SH.		IND.	

**Rockwell
Automation**

THIS DRAWING IS THE PROPERTY OF ROCKWELL AUTOMATION, INC.
OR ITS SUBSIDIARIES AND MAY NOT BE COPIED, USED OR DISCLOSED FOR ANY
PURPOSE EXCEPT AS AUTHORIZED IN WRITING BY ROCKWELL AUTOMATION, INC.
TITLE
LAYOUT DRAWING
PF400, FRAME D, STYLE B, 15-20HP @ 208VAC, 25-40HP @ 480VAC
NEMA 12