

- 1 OPENING OF FREEZE/FIRE INTERLOCK (IN DRIVE MODE) WILL REQUIRE MANUAL RESET.
- 2 "P1" DEFAULT POSITION IS PARKED IN POSITION "A". FOR PURGE, WITH HAND-OFF-AUTO SWITCH IN OFF POSITION MOVE "P1" TO POSITION "B".
- 3 "P2" DEFAULT POSITION IS PARKED IN POSITION "A-B". FOR DRIVE TEST IN BYPASS MOVE "P2" TO POSITION "B-C".
- 4 FU6 NOT USED ON 3-5HP @ 460VAC.

DATE	BY	APPROVAL
		DESIGN REVIEW
		FDR MANUFACTURING
		AS SHIPPED
		AS COMMISSIONED

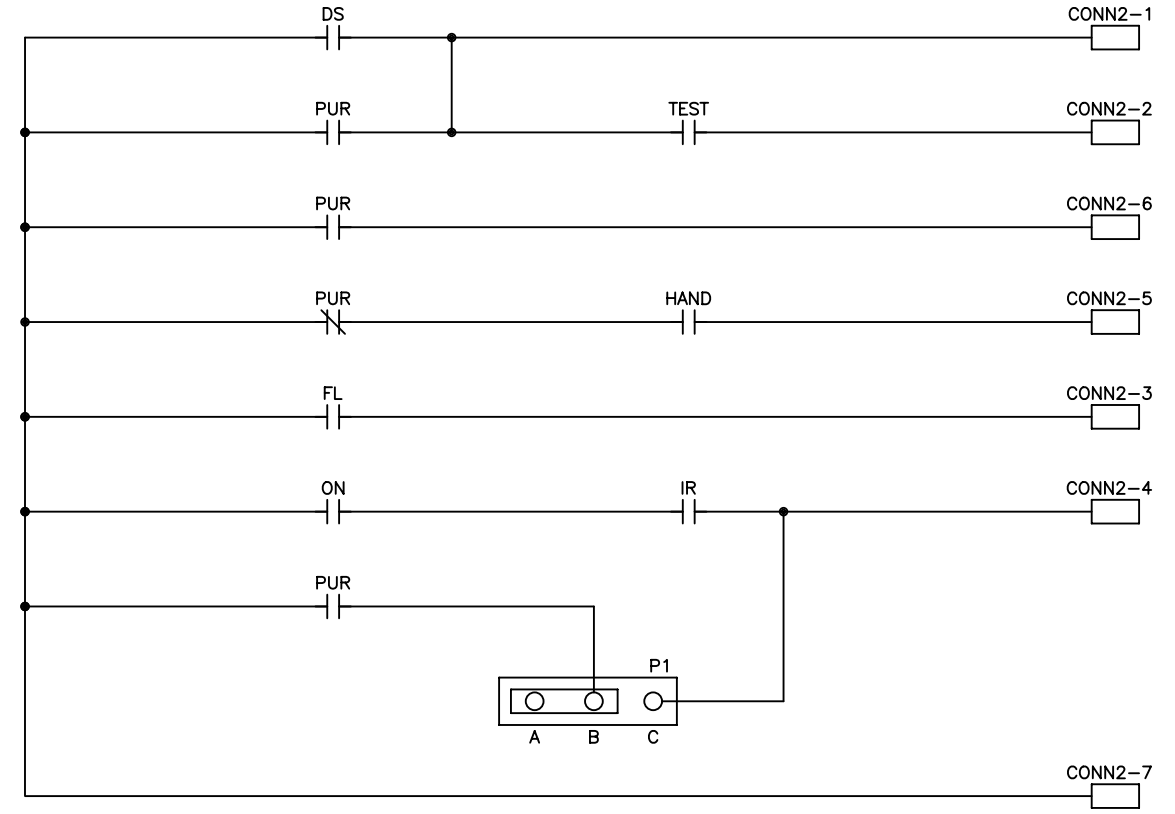
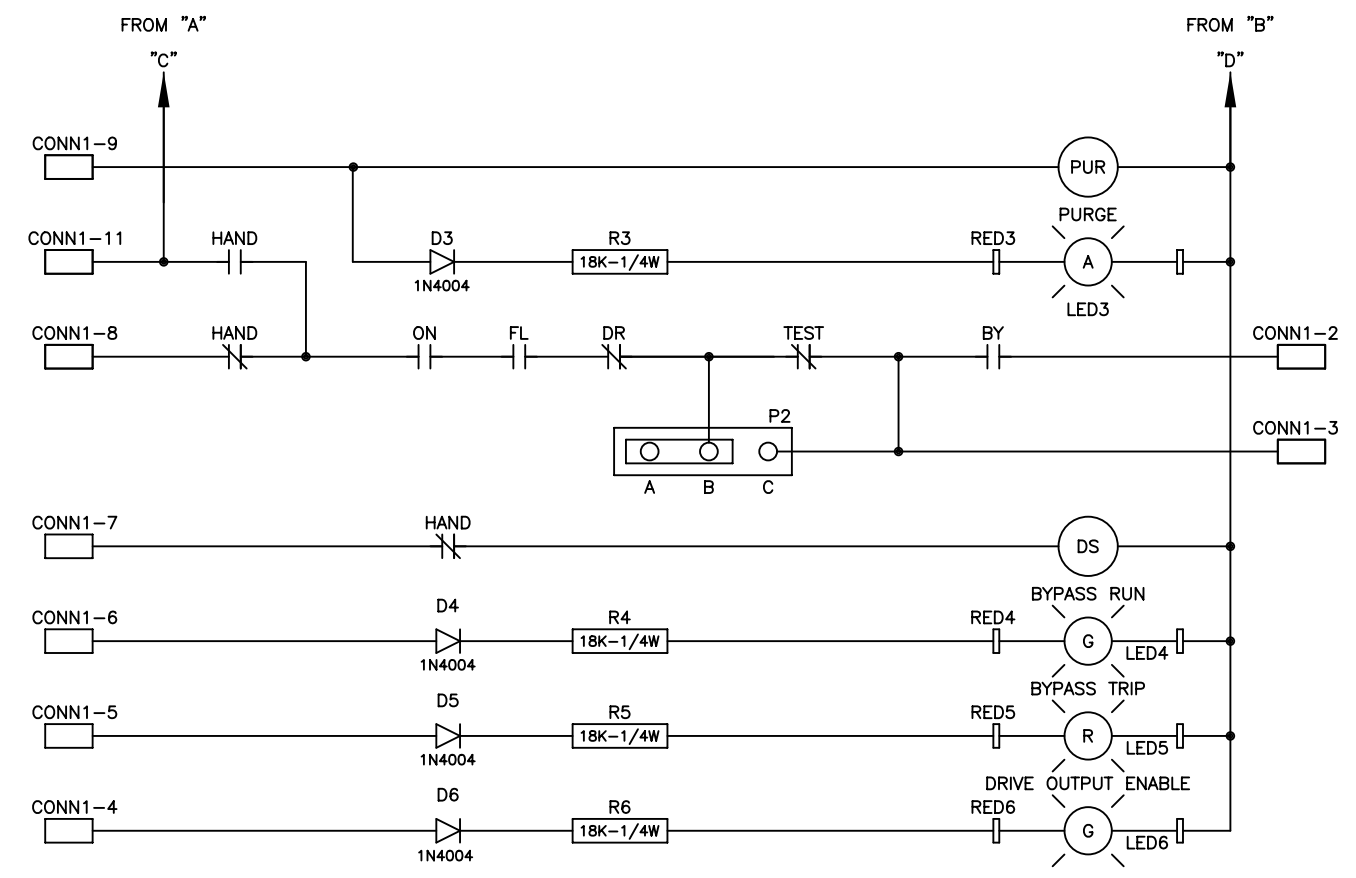
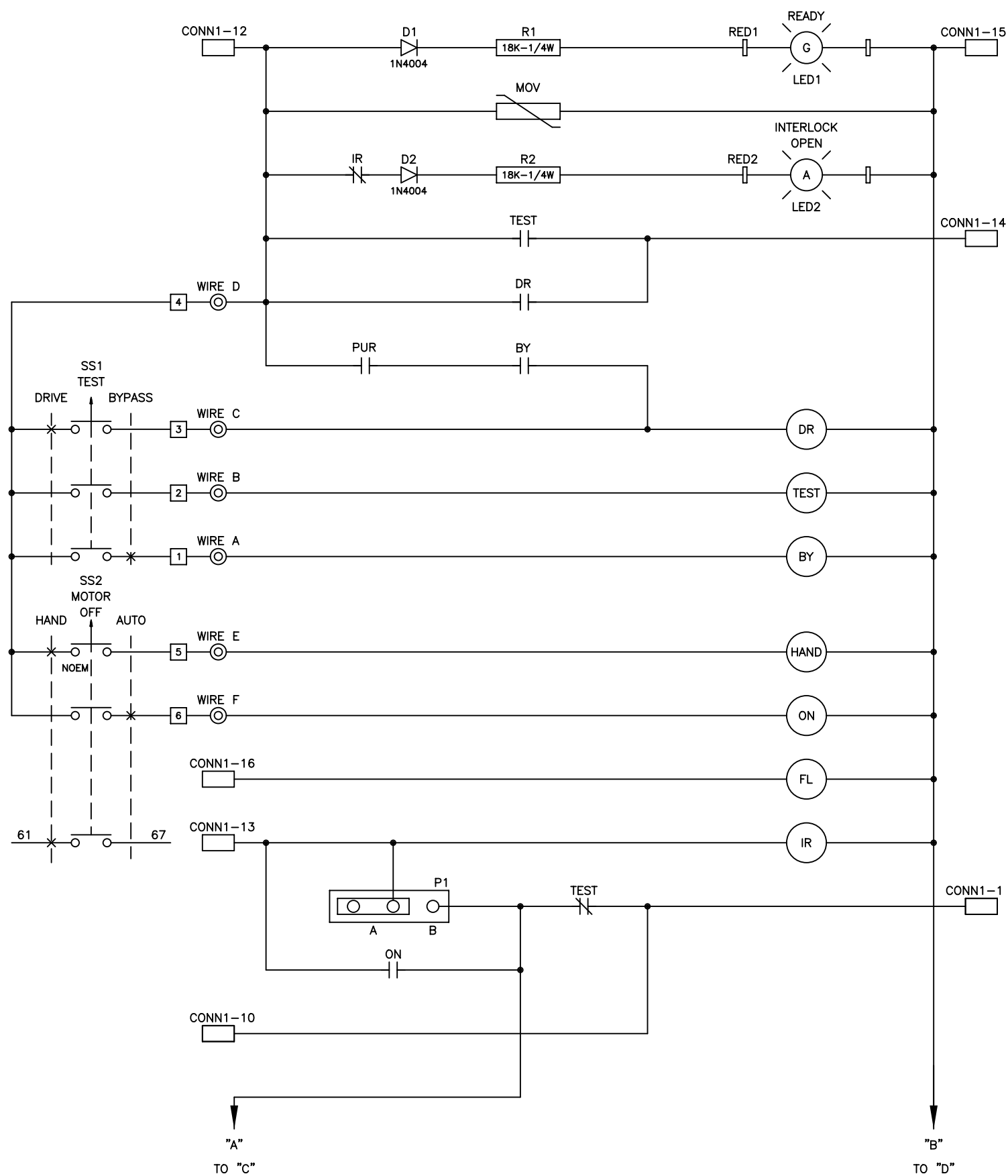
REV.	DATE	BY	ECN/CR. NO.
H	12/15/08	AWR	

Rockwell Automation

THIS DRAWING IS THE PROPERTY OF ROCKWELL AUTOMATION, INC. OR ITS SUBSIDIARIES AND MAY NOT BE COPIED, USED OR DISCLOSED FOR ANY PURPOSE EXCEPT AS AUTHORIZED IN WRITING BY ROCKWELL AUTOMATION, INC.

TITLE
SCHEMATIC DRAWING - PF400, STYLE B, NEMA4
3-50HP @ 208VAC, 3-100HP @ 460VAC

DR. BY JRF/ACI CHK. BY JCL/ACI ENG. JFH/ACI DWG. NO. 98D01539 - 1
DATE 11/17/05 DATE 02/17/06 DATE 11/17/05 SH. 2 SH. NO. 1



DATE	BY	APPROVAL
		DESIGN REVIEW
		FOR MANUFACTURING
		AS SHIPPED
		AS COMMISSIONED

REV.	DATE	BY	ECN/CR. NO.
H	12/18/08	AWR	
B			



THIS DRAWING IS THE PROPERTY OF ROCKWELL AUTOMATION, INC. OR ITS SUBSIDIARIES AND MAY NOT BE COPIED, USED OR DISCLOSED FOR ANY PURPOSE EXCEPT AS AUTHORIZED IN WRITING BY ROCKWELL AUTOMATION, INC.

TITLE
SCHEMATIC DRAWING - PF400, STYLE B, NEMA 4
3-15HP @ 208VAC, 3-25HP @ 460VAC

DR. BY JRF/ACI DATE 11/17/05	CHK. BY JCL/ACI DATE 02/17/06	ENG. JFH/ACI DATE 11/17/06	DWG. NO. 98D01539 - 2	NEXT SH. 2	SH. NO. 2
---------------------------------	----------------------------------	-------------------------------	-----------------------	------------	-----------