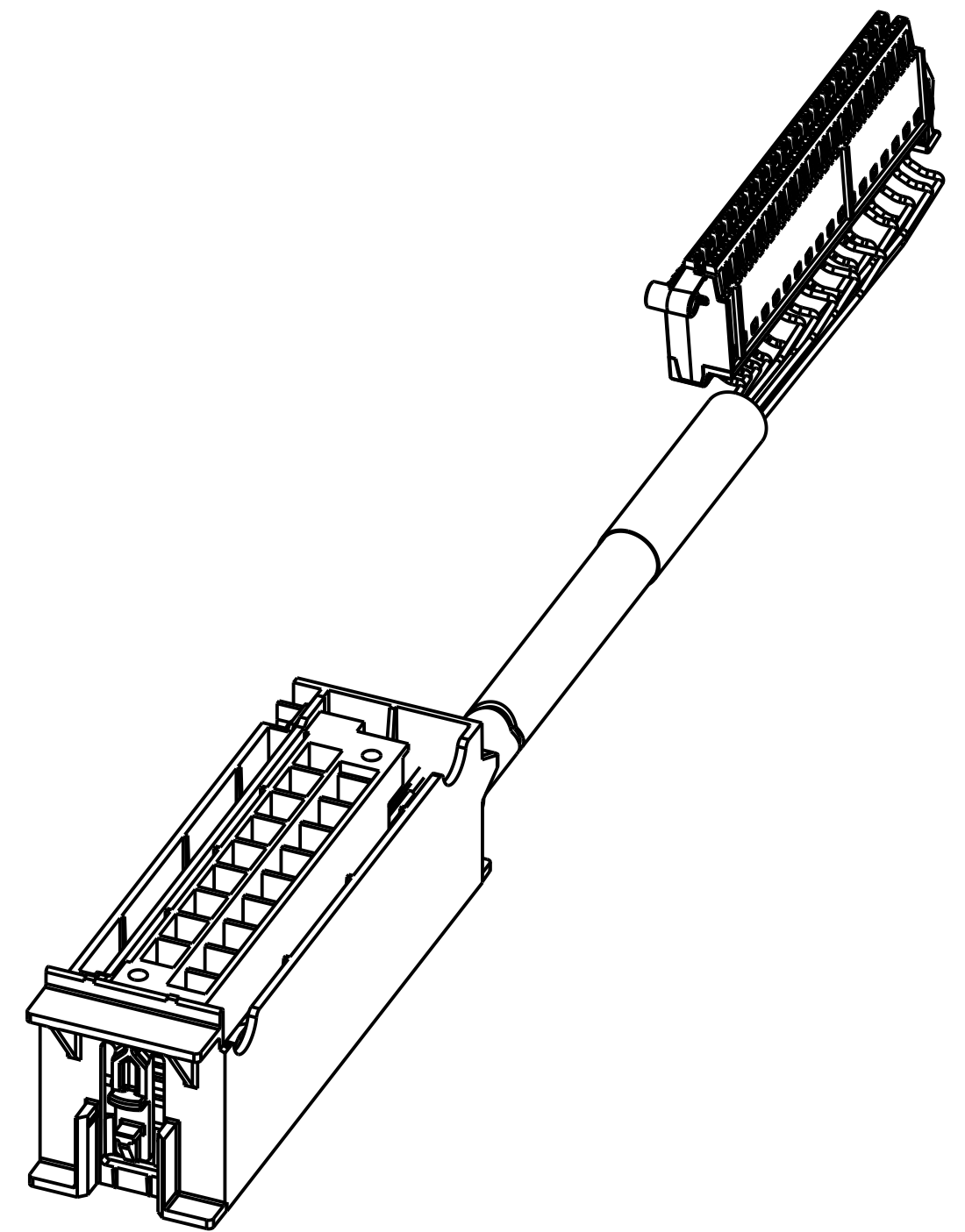



RT25 CONNECTOR



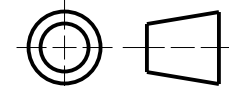
CATALOG NUMBER	CONNECTOR TYPE
I492-CM1746-M01	RT25
I492-CM1746-M02	RT25
I492-CM1746-M03	RT25
I492-CM1746-M04	RT25
I492-CM1746-M05	RT25
I492-CM1746-M07	RT25
I492-CM1746-M09	RT25
I492-CM1746-M11	RT25

NOTES:
 1. DIMENSIONS SHOWN ARE REFERENCE ONLY.
 NOT INTENDED FOR MANUFACTURING PURPOSES.
 2. DIMENSIONS IN BRACKETS ARE IN MILLIMETERS

MUST COMPLY WITH ROCKWELL
 AUTOMATION ENVIRONMENTAL
 SPECIFICATION 970-20-01

ALL UNDIMENSIONED GEOMETRIES
 ARE CONTROLLED BY THE CAD
 MODEL. IN CASE OF DIMENSION
 DISCREPANCY, CAD MODEL
 OVERRIDES.

THIRD ANGLE PROJECTION



**DIMENSION DRAWING FOR
 HOUSING, CABLE AND CONNECTOR
 SLC500 CONVERSION ASSEMBLY**

CREATED BY:LEQUENTI

CHANGED BY:*****

CONFIDENTIAL AND PROPRIETARY INFORMATION.
 THIS DOCUMENT CONTAINS CONFIDENTIAL AND PROPRIETARY
 INFORMATION OF ROCKWELL AUTOMATION, INC. AND MAY
 NOT BE USED, COPIED OR DISCLOSED TO OTHERS, EXCEPT
 WITH THE AUTHORIZED WRITTEN PERMISSION OF ROCKWELL
 AUTOMATION, INC.

DATE:2020-02-19 SHEET 1 OF 4

SIZE	DIR	VER
C	10005421217	00