

# Bul.150 SMC™-3 Smart Motor Controllers

## Approximate Dimensions Pump Panel Enclosures

Dimensions in inches (millimeters). Dimensions are not intended to be used for manufacturing purposes.

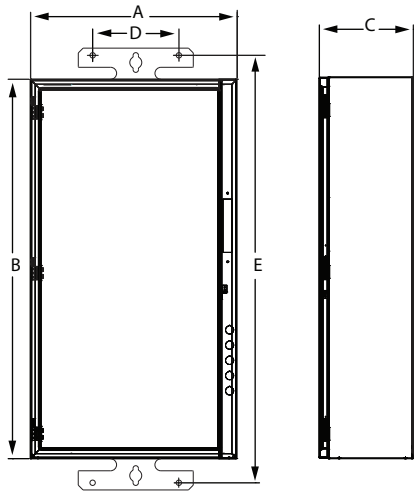


Figure 1 — Wall Mounting

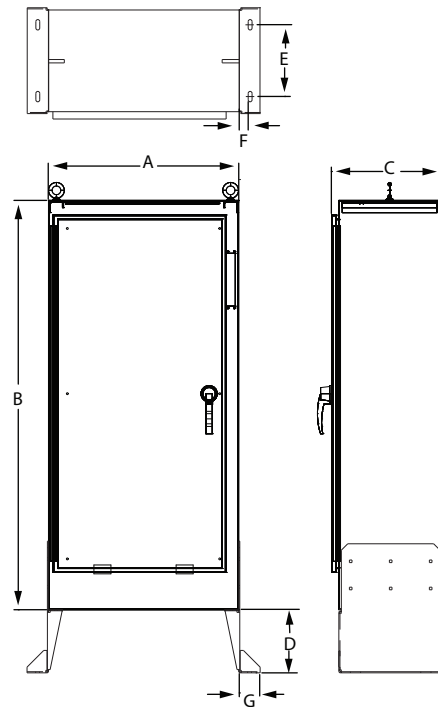


Figure 2 — Floor Mounting

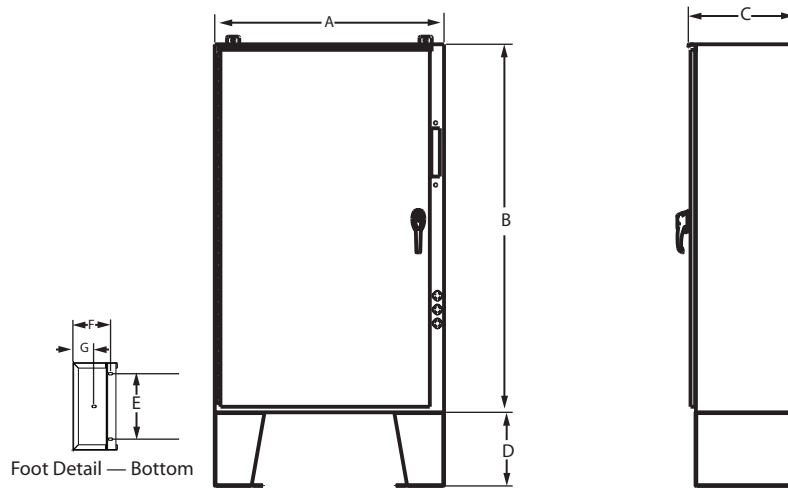


Figure 3 — Floor Mounting

Controller Rating [A]	Bulletin	Horsepower [Hp]	Dimension Figure No.	Dimensions in inches (mm)						
				A (Width)	B (Height)	C (Depth)	D	E	F	G
25, 43	152H, 153H	-	1	20(508)	30(762)	9(229)	9.00 (229)	34.88 (886)	-	-
85, 108, 135	152H, 153H	-	1	22(559)	50(1270)	10(254)	9.00 (229)	54.88 (1394)	-	-
201	152H, 153H	-	2	30(762)	56(1422)	14(356)	9.68 (246)	11.00 (279)	1.62 (41)	3.12(79)
317, 361	152H, 153H	-	3	38(965)	60(1524)	17(432)	12.00 (305)	12.00 (305)	6.88 (175)	3.88 (99)
480	152H	350	2	38(965)	60(1524)	17(432)	9.68 (246)	11.00 (279)	1.62 (41)	3.12(79)
	152H	400	2	40(1016)	84(2134)	19(483)	9.68 (246)	11.00 (279)	1.62 (41)	3.12(79)
	153H	-	2	38(965)	60(1524)	17 (432)	9.68 (246)	11.00 (279)	1.62 (41)	3.12(79)